



B



**ASAS DE PORTA
E ACESSÓRIOS /**
PULL HANDLES AND
ACCESSORIES /
MANILLONES DE
PUERTA Y ACCESORIOS.

ASAS DE PORTA / PULL HANDLES / MANILLONES.

A JNF TEM UMA VASTA GAMA DE ASAS DE PORTA QUE TOTALIZAM MAIS DE 200 REFERÊNCIAS, DIVERSAS MEDIDAS E TIPOS DE FIXAÇÃO, CRIANDO UMA VARIEDADE DE PRODUTOS QUE PERMITEM ATENDER A QUASE TODAS AS SOLICITAÇÕES.

Todas as nossas asas são fabricadas em aço inoxidável Material: EN 1.4301, com acabamentos satinado ou polido. Para utilização em ambientes mais específicos alguns modelos de asas estão disponíveis com revestimento a titânio, garantindo elevadíssima resistência à abrasão e corrosão, o que as torna indicadas para ambientes marinhos, de alta salinidade, como piscinas, laboratórios, etc... Um rigoroso controlo de qualidade assegura a uniformidade dos acabamentos assim como curvaturas perfeitas e soldaduras imperceptíveis.

A JNF DISPONIBILIZA UMA GAMA DE FIXAÇÕES, QUE PERMITE A INSTALAÇÃO EM TODO O TIPO DE PORTAS.

Sistema MULTIfix:

O sistema de fixação é muito simples, disponível para portas de vidro, metálicas, madeira, PVC, etc., fixação simples e dupla. Tem a grande vantagem de facilmente efectuar qualquer tipo de fixação usando os diferentes acessórios fornecidos. As asas de porta serão fornecidas em pares com um sistema multifix universal que permite fazer uma asa dupla (madeira ou vidro) ou duas asas simples com fixação para madeira sem ter de furar a porta de um lado ao outro. (Referências assinaladas no catálogo estão disponíveis com este sistema).

A JNF TEM DOIS SISTEMAS DE ASAS MODULARES, OS QUAIS DÃO AO UTILIZADOR A POSSIBILIDADE DE REALIZAR A MEDIDA QUE PRETENDER. DISPONÍVEL PARA TUBOS DE Ø35mm E MEDIDAS ATÉ 3 METROS. OUTRA VANTAGEM DESTES SISTEMAS É A COMPATIBILIDADE DE AMBOS, CRIANDO DESTA FORMA UMA GRANDE VARIEDADE DE ALTERNATIVAS. O FACTO DESTES SISTEMAS SEREM MODULARES PERMITE A SUA UTILIZAÇÃO EM SITUAÇÕES BASTANTE DISTINTAS COMO, POR EXEMPLO, PARA CRIAR SISTEMAS DE CORRIMÃO, VARANDINS, ETC...

JNF HAS A WIDE RANGE OF DOOR HANDLES TOTALING MORE THAN 200 REFERENCES, SEVERAL MEASURES AND TYPES OF FITTINGS, CREATING A VARIETY OF PRODUCTS THAT CAN MEET ALMOST ALL REQUESTS.

All our handles are made in stainless steel Material: EN 1.4301, satin finish or polished, depending on models. For use in specific environments, some models of handles are available with titanium coating, ensuring very high resistance to abrasion and corrosion, making them suitable for marine environments, high salinity, such as swimming pools, laboratories, etc...

A rigorous quality control ensures that the finishes and bends are perfect and welds imperceptible.

JNF OFFERS A RANGE OF FIXING SYSTEMS, WHICH ALLOWS INSTALLATION IN ALL TYPES OF DOORS.

MULTIfix system:

The fastening system is very simple, available for glass, metal, wood, and PVC doors... fixation single and back to back. This system has the great advantage to have any fixing way by just changing the provided fittings. The handles will be provided in pairs with a MULTIFIX universal system that allows making a back to back handle (wood or metal) or two single handles fastened to wood without having to drill the door side to side. (References indicated in the catalog is always available with this system).

BEYOND THE SETTINGS JNF HAS TWO SYSTEMS OF MODULAR DOOR HANDLES, CREATED TO GIVE TO THE USER THE FREEDOM TO MAKE ANY DIMENSION THAT HE INTEND. AVAILABLE FOR TUBE Ø35mm AND DIMENSIONS UP TO 3 METERS. ANOTHER ADVANTAGE OF THESE SYSTEMS IS THE COMPATIBILITY OF BOTH, CREATING BY THIS WAY A GREAT VARIETY OF ALTERNATIVES. THESE MODULAR SYSTEMS ALLOWS IT TO USE IN SO MANY DISTINCT SITUATIONS AS FOR EXAMPLE TO CREATE HAND RAILING SYSTEMS, PROTECTIONS, ETC...

JNF TIENE UNA AMPLIA GAMA DE MANILLAS DE PUERTA, UN TOTAL DE MÁS DE 200 REFERENCIAS, VARIAS MEDIDAS Y TIPOS DE FIJACIONES, UNA GRAN VARIEDAD DE PRODUCTOS QUE PUEDEN SATISFACER CASI TODAS LAS SOLICITUDES.

Todos nuestros manillones son hechos en acero inoxidable Material: EN 1.4301, acabado satinado o pulido, dependiendo de los modelos. Para uso en entornos específicos, algunos modelos están disponibles con recubrimiento de titanio, asegurando muy alta resistencia a la abrasión y corrosión, conveniente para los ambientes marinos, la alta salinidad, tales como piscinas, laboratorios, etc...

Un riguroso control de calidad garantiza que los acabados y curvas perfectas y soldaduras imperceptibles.

JNF OFRECE UNA GAMA DE ACCESORIOS, QUE PERMITE LA INSTALACIÓN EN TODO TIPO DE PUERTAS.

Sistema MULTIfix:

El sistema de sujeción es muy simple, disponible para puertas de cristal, metal, madera, PVC, etc., fijación simple o doble. Los manillones de puerta son suministrados en juegos de 2 piezas y con un sistema MULTIfix universal que permite montar un manillon doble (de madera o cristal) o dos manillones simples de fijación a la madera sin tener que taladrar la puerta.

JNF TIENE DOS SISTEMAS DE MANILLONES MODULARES, LOS CUALES DAN AL UTILIZADOR LA POSIBILIDAD DE HACER LA DIMENSIÓN PRETENDIDA. DISPONIBLE EN TUBOS CON Ø35mm Y DIMENSIONES HASTA 3 METROS. OTRA VENTAJA DE ESTOS SISTEMAS ES LA COMPATIBILIDAD DE AMBOS, CREAMDO UNA GRAN VARIEDAD DE ALTERNATIVAS. ESTOS SISTEMAS MODULARES PERMITEN QUE SE UTILICE EN MUCHAS SITUACIONES DISTINTAS COMO POR EJEMPLO CREAR SISTEMAS DE PASAMANOS, ETC...



Asas de porta /
Pull handles /
Manillones.

B/331



ASAS DE PORTA / PULL HANDLES / MANILLONES.

IN.07.432.TB SLIM
Material: EN 1.4301 +
TITANIUM - Black
Satinado / Satin / Satin

IN.07.432.TCO SLIM
Material: EN 1.4301 +
TITANIUM - Copper
Satinado / Satin / Satin

IN.07.432.TG SLIM
Material: EN 1.4301 +
TITANIUM - Gold
Satinado / Satin / Satin



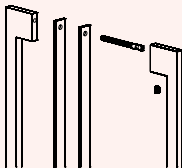
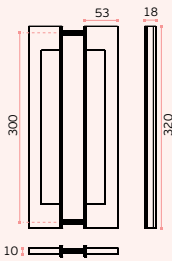
IN.07.432 SLIM

Material: EN 1.4301

Satinado / Satin / Satin

Asa de porta dupla / Double door
handle / Manillon de puerta doble.

Design: Pedro Queirós



ACESSÓRIOS / ACCESSORIES

OPCIONAL VIDRO /
OPTIONAL GLASS

IN.08.GSL



IN.07.432.S SLIM

Material: EN 1.4301

Satinado / Satin / Satin

Asa de porta simples / Single door
handle / Manillon de puerta simples.

Design: Pedro Queirós

IN.07.432.S.TB SLIM

Material: EN 1.4301 +

TITANIUM - Black

Satinado / Satin / Satin

IN.07.432.S.TCH SLIM

Material: EN 1.4301 +

TITANIUM - Chocolate

Satinado / Satin / Satin

IN.07.432.S.TCO SLIM

Material: EN 1.4301 +

TITANIUM - Copper

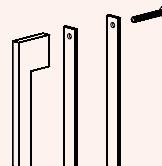
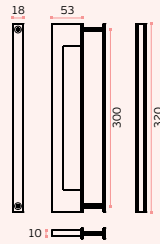
Satinado / Satin / Satin

IN.07.432.S.TG SLIM

Material: EN 1.4301 +

TITANIUM - Gold

Satinado / Satin / Satin



ACESSÓRIOS / ACCESSORIES

OPCIONAL VIDRO /
OPTIONAL GLASS

IN.08.GSL



ASAS DE PORTA / PULL HANDLES / MANILLONES.

IN.07.002.D.TB METRIC
Material: EN 1.4301 +
TITANIUM - Black
Satinado / Satin / Satin



IN.07.002.D.TCO METRIC
Material: EN 1.4301 +
TITANIUM - Copper
Satinado / Satin / Satin



IN.07.002.D.TG METRIC
Material: EN 1.4301 +
TITANIUM - Gold
Satinado / Satin / Satin



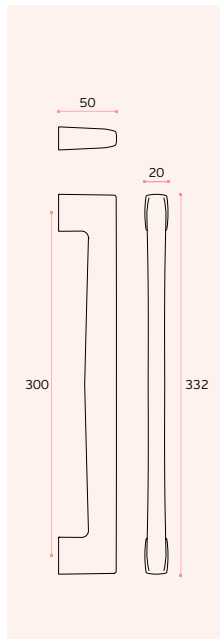
IN.07.002.D METRIC

Material: EN 1.4301

Satinado / Satin / Satin

Asa de porta dupla / Double door handle / Manillon de puerta doble.

Design: Miguel Vasconcelos



ACESSÓRIOS / ACCESSORIES

MFU M6 INCLUDED

OPCIONAL VIDRO /
OPTIONAL GLASS

IN.08.MFU.DV0.002
Dupla para vidro / double glass

IN.08.MFU.SV0.002
Simplex vidro / single glass



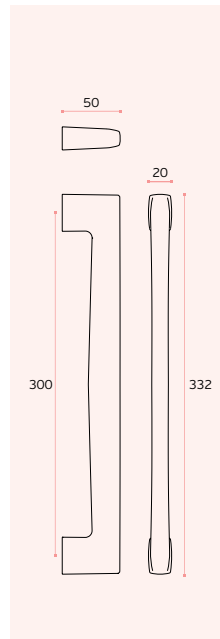
IN.07.002.P.D METRIC

Material: EN 1.4301

Polido / Mirror finish / Brillo

Asa de porta dupla / Double door handle / Manillon de puerta doble.

Design: Miguel Vasconcelos



ACESSÓRIOS / ACCESSORIES

MFU M6 INCLUDED

OPCIONAL VIDRO /
OPTIONAL GLASS

IN.08.MFU.DV0.002.P
Dupla para vidro / double glass

IN.08.MFU.SV0.002.P
Simplex vidro / single glass




ASAS DE PORTA / PULL HANDLES / MANILLONES.

IN.07.123.D.TB STOUT
Material: EN 1.4301 +
TITANIUM - Black
Satinado / Satin / Satin



IN.07.123.D.TCO STOUT
Material: EN 1.4301 +
TITANIUM - Copper
Satinado / Satin / Satin



IN.07.123.D.TG STOUT
Material: EN 1.4301 +
TITANIUM - Gold
Satinado / Satin / Satin



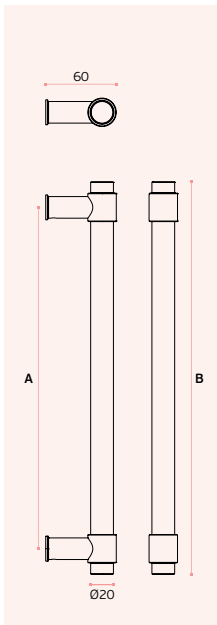
IN.07.123.D STOUT

Material: EN 1.4301

Satinado / Satin / Satin

Asa de porta dupla / Double door
handle / Manillon de puerta doble.

| A | B |
|-----|-----|
| 300 | 344 |
| 600 | 644 |
| 900 | 944 |




ACESSÓRIOS / ACCESSORIES

▮ **MFU M6** INCLUDED

OPCIONAL VIDRO /
OPTIONAL GLASS

▮ **IN.08.MFU.DV.19**
Dupla para vidro / double glass

▮ **IN.08.MFU.SV.19**
Simplex vidro / single glass





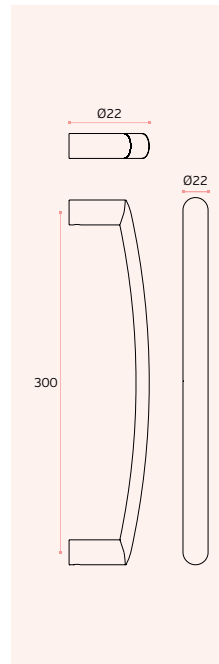
ASAS DE PORTA / PULL HANDLES / MANILLONES.

IN.07.141.D.TB ARCO
Material: EN 1.4301 +
TITANIUM - Black
Satinado / Satin / Satin

IN.07.141.D.TCO ARCO
Material: EN 1.4301 +
TITANIUM - Copper
Satinado / Satin / Satin

IN.07.141.D.TG ARCO
Material: EN 1.4301 +
TITANIUM - Gold
Satinado / Satin / Satin



IN.07.141.D ARCO**Material: EN 1.4301**
Satinado / Satin / Satin**Asa de porta dupla /**
Double door handle /
Manillon de puerta doble.**ACESSÓRIOS / ACCESSORIES**


MFU M8 INCLUDED

OPCIONAL VIDRO /
OPTIONAL GLASS


IN.08.MFU.DV.22
 Dupla para vidro / double glass


IN.08.MFU.SV.22
 Simples vidro / single glass



ASAS DE PORTA / PULL HANDLES / MANILLONES.

IN.07.142.D.TB SQUARE
Material: EN 1.4301 +
TITANIUM - Black
Satinado / Satin / Satin



IN.07.142.D.TCO SQUARE
Material: EN 1.4301 +
TITANIUM - Copper
Satinado / Satin / Satin



IN.07.142.D.TG SQUARE
Material: EN 1.4301 +
TITANIUM - Gold
Satinado / Satin / Satin

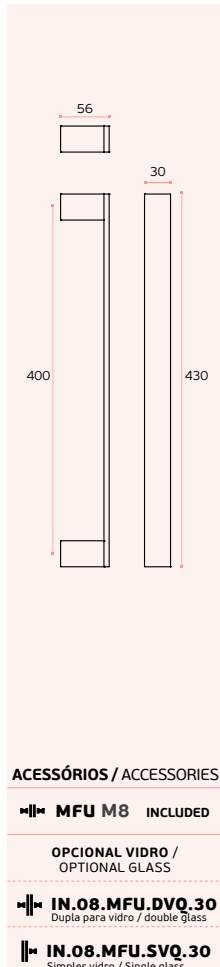


IN.07.142.D SQUARE

Material: EN 1.4301

Satinado + polido / Satin + polished / Satin + pulido.

Asa de porta dupla /
Double door handle /
Manillon de puerta doble.



ACESSÓRIOS / ACCESSORIES

■ ■ ■ **MFU M8** INCLUDED

OPCIONAL VIDRO /
OPTIONAL GLASS

■ ■ ■ **IN.08.MFU.DVQ.30**
Dupla para vidro / double glass

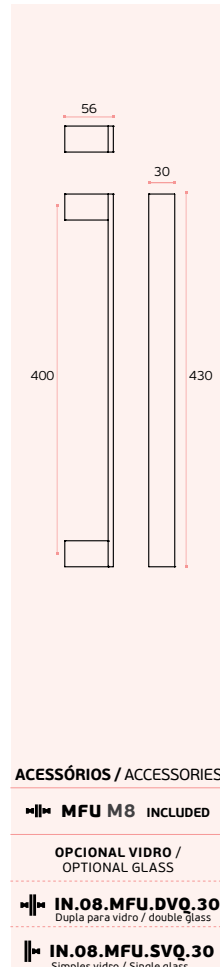
■ ■ ■ **IN.08.MFU.SVQ.30**
Simples vidro / Single glass

IN.07.153.D SQUARE

Material: EN 1.4301

Satinado / Satin / Satin

Asa de porta dupla /
Double door handle /
Manillon de puerta doble.



ACESSÓRIOS / ACCESSORIES

■ ■ ■ **MFU M8** INCLUDED

OPCIONAL VIDRO /
OPTIONAL GLASS

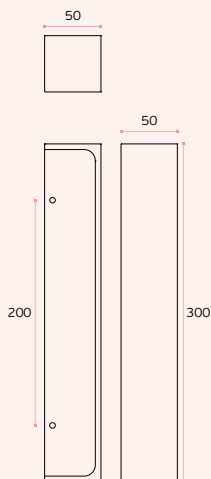

■ ■ ■ **IN.08.MFU.DVQ.30**
Dupla para vidro / double glass

■ ■ ■ **IN.08.MFU.SVQ.30**
Simples vidro / Single glass

ASAS DE PORTA / PULL HANDLES / MANILLONES.

IN.07.010.D

Material: EN 1.4301
Satinado / Satin / Satin
Asa de porta dupla / Double door
handle / Manillon de puerta doble.
Design: Miguel Vasconcelos



ACESSÓRIOS / ACCESSORIES

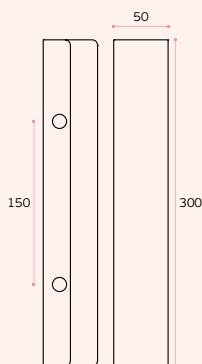
MFU M6 INCLUDED

PREPARADA PARA VIDRO /
READY FOR GLASS



IN.07.013.D

Material: EN 1.4301
Satinado / Satin / Satin
Asa de porta dupla / Double door
handle / Manillon de puerta doble.
Design: Miguel Vasconcelos



ACESSÓRIOS / ACCESSORIES

AAM INCLUDED

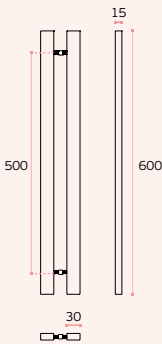
PREPARADA PARA VIDRO /
READY FOR GLASS



IN.07.201.600

Material: EN 1.4301
Satinado / Satin / Satin

Asas para portas de correr /
Pull handles for sliding doors /
Manillones para puertas correderas.



ACESSÓRIOS / ACCESSORIES

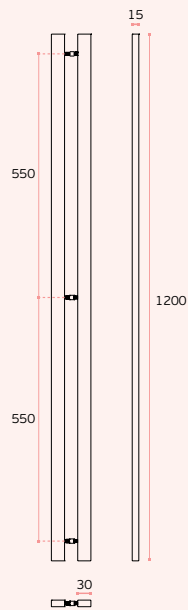
☛ AAD INCLUDED



IN.07.201.1200

Material: EN 1.4301
Satinado / Satin / Satin

Asas para portas de correr /
Pull handles for sliding doors /
Manillones para puertas
correderas.



ACESSÓRIOS / ACCESSORIES

☛ AAD INCLUDED



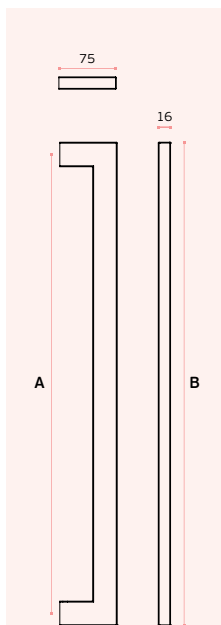
ASAS DE PORTA / PULL HANDLES / MANILLONES.

IN.07.296.D

Material: EN 1.4301
Satinado / Satin / Satin

Asa de porta dupla /
Double door handle /
Manillon de puerta doble.

| A | B |
|------|------|
| 600 | 632 |
| 1250 | 1282 |



ACESSÓRIOS / ACCESSORIES

MFU M6 INCLUDED

OPCIONAL VIDRO /
OPTIONAL GLASS

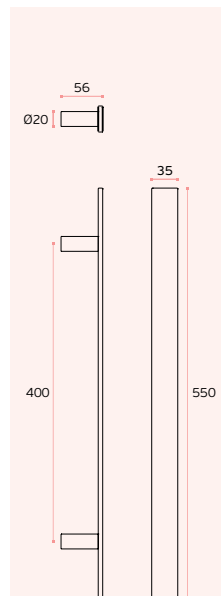
IN.08.MFU.DVR.16x32
Dupla para vidro / double glass

IN.08.MFU.SVR.16x32
Simples vidro / single glass

IN.07.143.D

Material: EN 1.4301
Satinado / Satin / Satin

Asa de porta dupla /
Double door handle /
Manillon de puerta doble.



ACESSÓRIOS / ACCESSORIES

MFU M6 INCLUDED

OPCIONAL VIDRO /
OPTIONAL GLASS

IN.08.MFU.DV.19
Dupla para vidro / double glass

IN.08.MFU.SV.19
Simples vidro / single glass



IN.07.006.D

Material: EN 1.4301
Satinado / Satin / Satin
Asa de porta dupla /
Double door handle /
Manillon de puerta doble.



ACESSÓRIOS / ACCESSORIES

■ MFU M8 INCLUDED

OPCIONAL VIDRO /
OPTIONAL GLASS

■ IN.08.MFU.DVR.36x23
Dupla para vidro / double glass

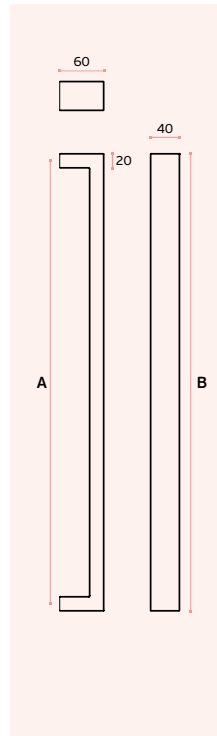
■ IN.08.MFU.SVR.36x23
Simples vidro / single glass



IN.07.005.D

Material: EN 1.4301
Satinado / Satin / Satin
Asa de porta dupla /
Double door handle /
Manillon de puerta doble.

| A | B |
|------|------|
| 600 | 620 |
| 1250 | 1270 |



ACESSÓRIOS / ACCESSORIES

■ MFU M6 INCLUDED

OPCIONAL VIDRO /
OPTIONAL GLASS

■ IN.08.MFU.DVR.40X20
Dupla para vidro / double glass

■ IN.08.MFU.SVR.40X20
Simples vidro / single glass



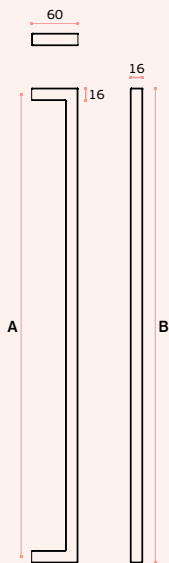
ASAS DE PORTA / PULL HANDLES / MANILLONES.

IN.07.200.D.16

Asa de porta dupla / Double door handle / Manillon de puerta doble.

Material: EN 1.4301
Satinado / Satin / Satin

| A | B |
|------|------|
| 300 | 316 |
| 600 | 616 |
| 1250 | 1266 |



ACESSÓRIOS / ACCESSORIES

MFU M6 INCLUDED

OPCIONAL VIDRO /
OPTIONAL GLASS

IN.08.MFU.DVQ.16
Dupla para vidro / double glass

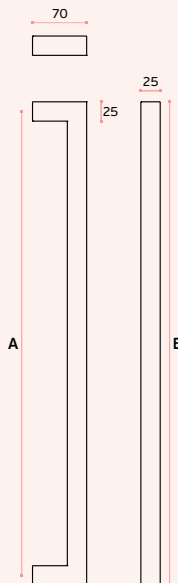
IN.08.MFU.SVQ.16
Simple vidro / single glass

IN.07.200.D.25

Asa de porta dupla / Double door handle / Manillon de puerta doble.

Material: EN 1.4301
Satinado / Satin / Satin

| A | B | C |
|-------|------|----|
| 25X25 | 300 | 70 |
| 25X25 | 600 | 70 |
| 25X25 | 1250 | 70 |



ACESSÓRIOS / ACCESSORIES

MFU M8 INCLUDED

OPCIONAL VIDRO /
OPTIONAL GLASS

IN.08.MFU.DVQ.25
Dupla para vidro / double glass

IN.08.MFU.SVQ.25
Simple vidro / single glass



Asas de porta /
Pull handles /
Manillones.

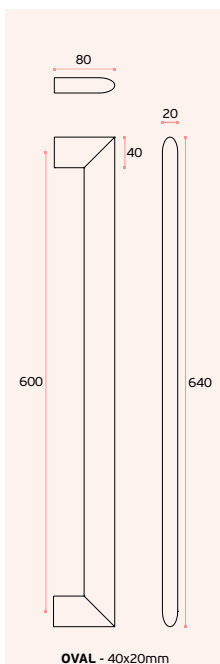
B/347



ASAS DE PORTA / PULL HANDLES / MANILLONES.

IN.07.295.D

Material: EN 1.4301
Satinado / Satin / Satin
Asa de porta dupla / Double door
handle / Manillon de puerta doble.



ACESSÓRIOS / ACCESSORIES

MFU M6 INCLUDED

OPCIONAL VIDRO /
OPTIONAL GLASS

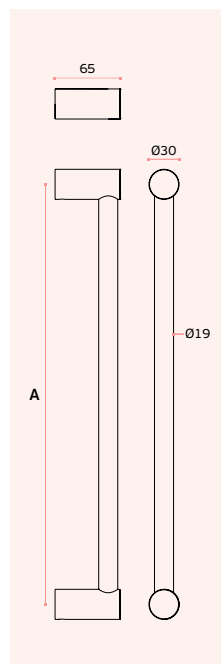
IN.08.MFU.DV0.295
Dupla para vidro / double glass

IN.08.MFU.SV0.295
Simple vidro / single glass

IN.07.292.D

MATERIAL: EN 1.4301
SATINADO / SATIN / SATIN
Asa de porta dupla / Double door
handle / Manillon de puerta doble.

| A |
|--|
| 250 / 300 / 350 / 425 / 600 / 900 / 1250 / 2000 |



ACESSÓRIOS / ACCESSORIES

MFU M8 INCLUDED

OPCIONAL VIDRO /
OPTIONAL GLASS

IN.08.MFU.DV.30
DUPLA PARA VIDRO / DOUBLE GLASS

IN.08.MFU.SV.30
SIMPLES VIDRO / SINGLE GLASS



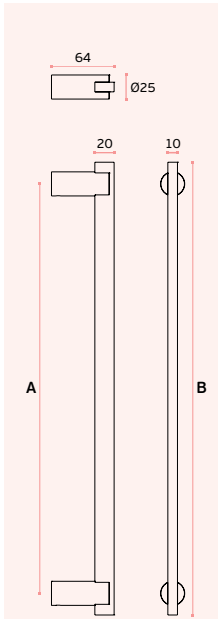
IN.07.293.D

Material: EN 1.4301

Satinado / Satin / Satin

Asa de porta dupla / Double door handle / Manillon de puerta doble.

| A | B |
|-----|-----|
| 425 | 470 |
| 600 | 645 |



ACESSÓRIOS / ACCESSORIES

MFU M8 INCLUDED

OPCIONAL VIDRO /
OPTIONAL GLASS

IN.08.MFU.DV.25
Dupla para vidro / double glass

IN.08.MFU.SV.25
Simples vidro / single glass

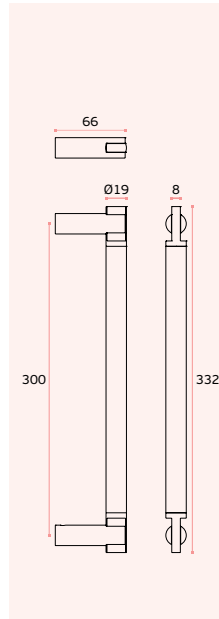


IN.07.003.D

Material: EN 1.4301

Satinado / Satin / Satin + Jet finish.

Asa de porta dupla / Double door handle / Manillon de puerta doble.



ACESSÓRIOS / ACCESSORIES

MFU M6 INCLUDED

OPCIONAL VIDRO /
OPTIONAL GLASS

IN.08.MFU.DV.19
Dupla para vidro / double glass

IN.08.MFU.SV.19
Simples vidro / single glass



ASAS DE PORTA / PULL HANDLES / MANILLONES.

IN.07.185.D LOFT

Material: EN 1.4301

Satinado + Teflon / Satin + Teflon /
Satin + Teflon

Asa de porta dupla / Double door
handle / Manillon de puerta doble.

Design: Christian Magalhães

NEW

IN.07.187.D

Material: EN 1.4301

Satinado + Cobre / Satin + Copper
/ Satin + Cobre

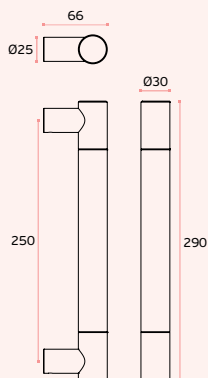
Asa de porta dupla / Double door
handle / Manillon de puerta doble.



ANTI-BACTERIAL
Copper material

Mais informação /
More information /
Más información:

www.jnf.pt



ACESSÓRIOS / ACCESSORIES

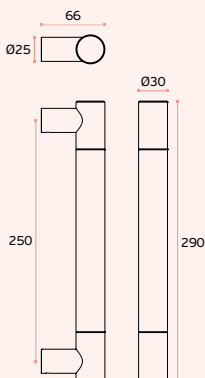
MFU M8 INCLUDED

OPCIONAL VIDRO /
OPTIONAL GLASS

IN.08.MFU.DV.25
Dupla para vidro / double glass

IN.08.MFU.SV.25
Simple vidro / single glass

ANTI-BACTERIAL
Copper material



ACESSÓRIOS / ACCESSORIES

MFU M8 INCLUDED

OPCIONAL VIDRO /
OPTIONAL GLASS

IN.08.MFU.DV.25
Dupla para vidro / double glass

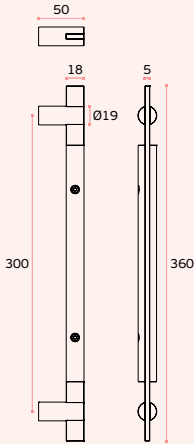
IN.08.MFU.SV.25
Simple vidro / single glass

PATINA NATURAL
A pega de
cobre da asa
propositadamente
não tem
tratamento
de superfície,
para que possa
desenvolver a sua
própria patina ao
longo do tempo
conforme o uso e
o ambiente onde
está inserido.

NATURAL PATINA
The pull handle
copper part doesn't
have a surface
coating on purpose,
so it can develop
its own patina over
the time according to
the use and the
environment where
it is inserted.

IN.07.280.D SOFT

Material: EN 1.4301
Satinado + Borracha / Satin +
Rubber / Satin + Goma
**Asa de porta dupla / Double door
handle / Manillon de puerta doble.**



ACESSÓRIOS / ACCESSORIES

■ MFU M6 INCLUDED

OPCIONAL VIDRO /
OPTIONAL GLASS

■ IN.08.MFU.DV.19
Dupla para vidro / double glass

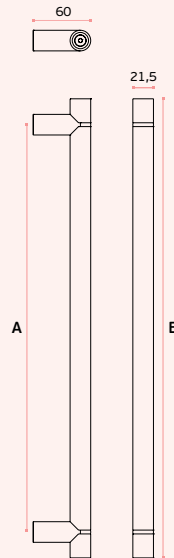
■ IN.08.MFU.SV.19
Simple vidro / single glass



IN.07.418.D WENGÉ

Material: EN 1.4301
Satinado / Satin / Satin
**Asa de porta dupla / Double door
handle / Manillon de puerta doble.**
Design: Pedro Queirós

| A | B |
|-----|-----|
| 250 | 305 |
| 425 | 480 |
| 600 | 655 |



ACESSÓRIOS / ACCESSORIES

■ MFU M6 INCLUDED

OPCIONAL / OPTIONAL

■ IN.08.MFU.DV.22
Dupla para vidro / double glass

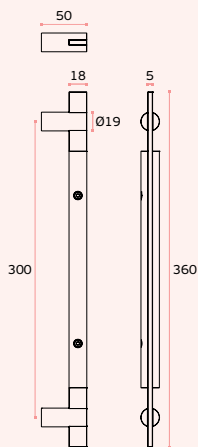
■ IN.08.MFU.SV.22
Simple vidro / single glass



ASAS DE PORTA / PULL HANDLES / MANILLONES.

IN.07.281.D

Material: EN 1.4301
Satinado + Jet finish / Satin +
Jet finish / Satin + Jet finish
Asa de porta dupla / Double door
handle / Manillon de puerta doble.



ACESSÓRIOS / ACCESSORIES

☛ MFU M6 INCLUDED

OPCIONAL VIDRO /
OPTIONAL GLASS

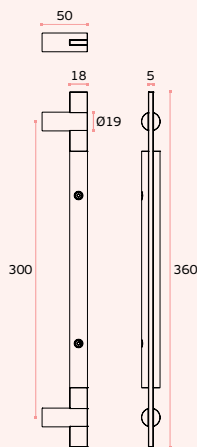
☛ IN.08.MFU.DV.19
Dupla para vidro / double glass

☛ IN.08.MFU.SV.19
Simples vidro / single glass



IN.07.281.SD

Material: EN 1.4301
Satinado / Satin / Satin
Asa de porta dupla / Double door
handle / Manillon de puerta doble.



ACESSÓRIOS / ACCESSORIES

☛ MFU M6 INCLUDED

OPCIONAL VIDRO /
OPTIONAL GLASS

☛ IN.08.MFU.DV.19
Dupla para vidro / double glass

☛ IN.08.MFU.SV.19
Simples vidro / single glass





ANTI-BACTERIAL
Copper material

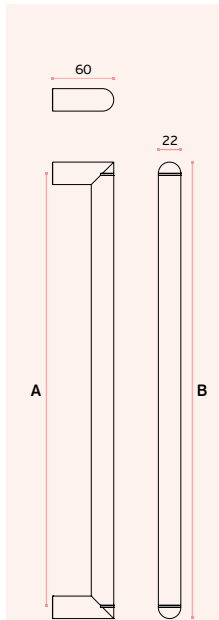
Mais informação /
More information /
Más información:

www.jnf.pt

IN.07.412.D LINK

Material: EN 1.4301
Satinado / Satin / Satin
Asa de porta dupla / Double door
handle / Manillon de puerta doble.

| A | B |
|-----|-----|
| 250 | 272 |
| 425 | 447 |
| 600 | 622 |



PATINA NATURAL
A pega de
cobre da asa
propositadamente
não tem
tratamento
de superfície,
para que possa
desenvolver a sua
própria pátina ao
longo do tempo
conforme o uso e
o ambiente onde
está inserido.

NATURAL PATINA
The pull handle
copper part doesn't
have a surface
coating on purpose,
so it can develop
its own patina over
the time according to
the use and the
environment where
it is inserted.

ACESSÓRIOS / ACCESSORIES

MFU M6 INCLUDED

OPCIONAL / OPTIONAL

IN.08.MFU.DV.22
Dupla para vidro / double glass

IN.08.MFU.SV.22
Simples vidro / single glass

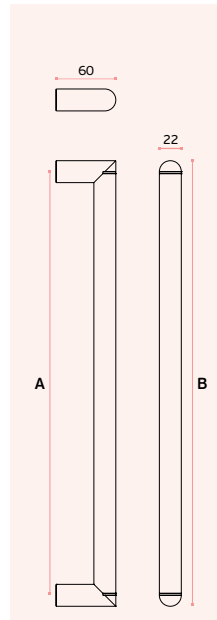


NEW

IN.07.409.D LINK COPPER

Material: EN 1.4301
Satinado / Satin / Satin
Asa de porta dupla / Double door
handle / Manillon de puerta doble.

| A | B |
|-----|-----|
| 250 | 272 |
| 425 | 447 |
| 600 | 622 |



ACESSÓRIOS / ACCESSORIES

MFU M6 INCLUDED

OPCIONAL / OPTIONAL

IN.08.MFU.DV.22
Dupla para vidro / double glass

IN.08.MFU.SV.22
Simples vidro / single glass



ASAS DE PORTA / PULL HANDLES / MANILLONES.

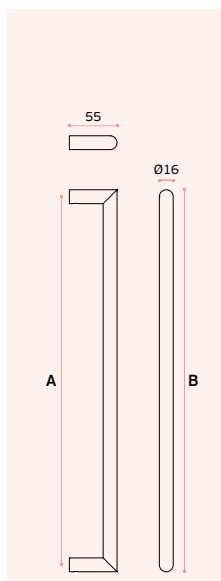
IN.07.204.D.16

Material: EN 1.4301

Satinado / Satin / Satin

Asa de porta dupla /
Double door handle /
Manillon de puerta doble.

| A | B |
|-----|-----|
| 250 | 266 |
| 300 | 316 |
| 425 | 441 |
| 600 | 616 |



ACESSÓRIOS / ACCESSORIES

MFU M6 INCLUDED

OPCIONAL VIDRO /
OPTIONAL GLASS

IN.08.MFU.DV.16
Dupla para vidro / double glass

IN.08.MFU.SV.16
Simple vidro / single glass

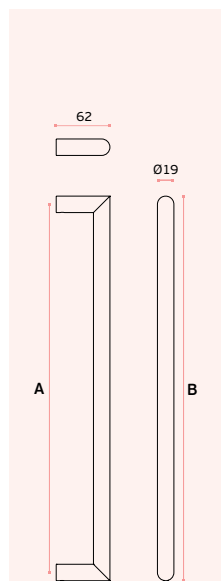
IN.07.204.D.19

Material: EN 1.4301

Satinado / Satin / Satin

Asa de porta dupla /
Double door handle /
Manillon de puerta doble.

| A | B |
|-----|-----|
| 150 | 169 |
| 200 | 219 |
| 250 | 269 |
| 300 | 319 |
| 400 | 419 |
| 425 | 444 |
| 600 | 619 |



ACESSÓRIOS / ACCESSORIES

MFU M6 INCLUDED

OPCIONAL VIDRO /
OPTIONAL GLASS

IN.08.MFU.DV.19
Dupla para vidro / double glass

IN.08.MFU.SV.19
Simple vidro / single glass



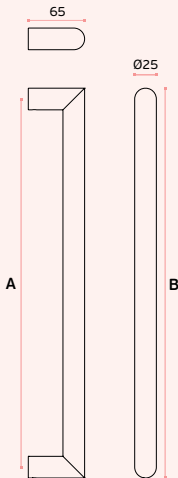
IN.07.204.D.25

Material: EN 1.4301

Satinado / Satin / Satin

Asa de porta dupla /
Double door handle /
Manillon de puerta doble.

| A | B |
|------|------|
| 250 | 275 |
| 300 | 325 |
| 400 | 425 |
| 425 | 450 |
| 600 | 625 |
| 1250 | 1275 |



ACESSÓRIOS / ACCESSORIES

MFU M8 INCLUDED

OPCIONAL VIDRO /
OPTIONAL GLASS

IN.08.MFU.DV.25
Dupla para vidro / double glass

IN.08.MFU.SV.25
Simple vidro / single glass



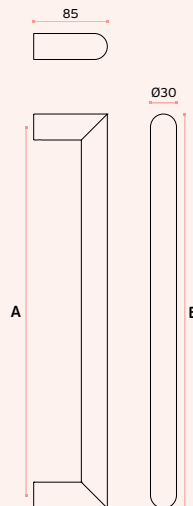
IN.07.204.D.30

Material: EN 1.4301

Satinado / Satin / Satin

Asa de porta dupla /
Double door handle /
Manillon de puerta doble.

| A | B |
|------|------|
| 350 | 380 |
| 400 | 430 |
| 425 | 455 |
| 600 | 630 |
| 1250 | 1280 |



ACESSÓRIOS / ACCESSORIES

MFU M8 INCLUDED

OPCIONAL VIDRO /
OPTIONAL GLASS

IN.08.MFU.DV.30
Dupla para vidro / double glass

IN.08.MFU.SV.30
Simple vidro / single glass



ASAS DE PORTA / PULL HANDLES / MANILLONES.

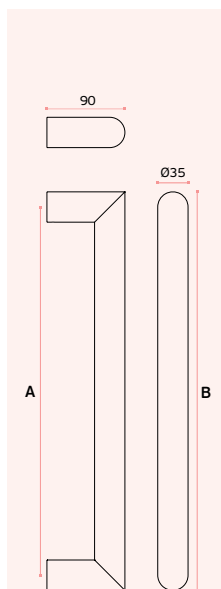
IN.07.204.D.35

Material: EN 1.4301

Satinado / Satin / Satin

Asa de porta dupla /
Double door handle /
Manillon de puerta doble.

| A | B |
|------|------|
| 425 | 460 |
| 600 | 635 |
| 1250 | 1285 |



ACESSÓRIOS / ACCESSORIES

MFU M8 INCLUDED

OPCIONAL / OPTIONAL

IN.08.MFU.DV.35
Dupla para vidro / double glass

IN.08.MFU.SV.35
Simples vidro / single glass



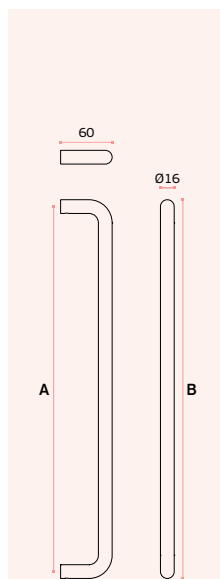
IN.07.207.D.16

Material: EN 1.4301

Satinado / Satin / Satin

Asa de porta dupla /
Double door handle /
Manillon de puerta doble.

| A | B |
|-----|-----|
| 150 | 166 |
| 200 | 216 |
| 250 | 266 |
| 300 | 316 |
| 425 | 441 |
| 600 | 616 |



ACESSÓRIOS / ACCESSORIES

MFU M6 INCLUDED

OPCIONAL / OPTIONAL

IN.08.MFU.DV.16
Dupla para vidro / double glass

IN.08.MFU.SV.16
Simples vidro / single glass



IN.07.207.D.19

Material: EN 1.4301

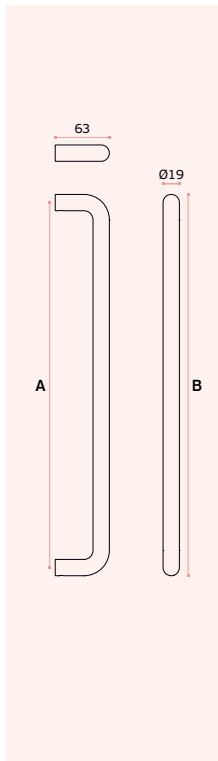
Satinado / Satin / Satin

Asa de porta dupla /

Double door handle /

Manillon de puerta doble.

| A | B |
|-----|-----|
| 150 | 169 |
| 200 | 219 |
| 250 | 269 |
| 300 | 319 |
| 400 | 419 |
| 425 | 444 |
| 600 | 619 |



ACESSÓRIOS / ACCESSORIES

MFU M6 INCLUDED

OPCIONAL / OPTIONAL

IN.08.MFU.DV.19
Dupla para vidro / double glass

IN.08.MFU.SV.19
Simples vidro / single glass



IN.07.207.D.25

Material: EN 1.4301

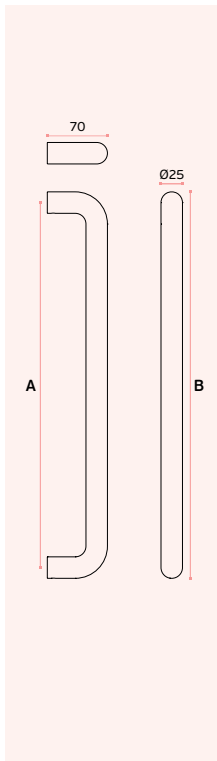
Satinado / Satin / Satin

Asa de porta dupla /

Double door handle /

Manillon de puerta doble.

| A | B |
|------|------|
| 250 | 275 |
| 300 | 325 |
| 400 | 425 |
| 425 | 450 |
| 600 | 625 |
| 1250 | 1275 |



ACESSÓRIOS / ACCESSORIES

MFU M8 INCLUDED

OPCIONAL / OPTIONAL

IN.08.MFU.DV.25
Dupla para vidro / double glass

IN.08.MFU.SV.25
Simples vidro / single glass



ASAS DE PORTA / PULL HANDLES / MANILLONES.

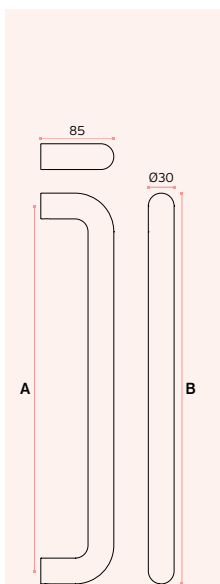
IN.07.207.D.30

Material: EN 1.4301

Satinado / Satin / Satin

Asa de porta dupla /
Double door handle /
Manillon de puerta doble.

| A | B |
|------|------|
| 300 | 330 |
| 350 | 380 |
| 400 | 430 |
| 425 | 455 |
| 600 | 630 |
| 1250 | 1280 |



ACESSÓRIOS / ACCESSORIES

MFU M8 INCLUDED

OPCIONAL / OPTIONAL

IN.08.MFU.DV.30
Dupla para vidro / double glass

IN.08.MFU.SV.30
Simples vidro / single glass



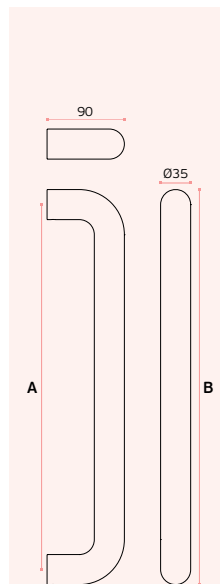
IN.07.207.D.35

Material: EN 1.4301

Satinado / Satin / Satin

Asa de porta dupla /
Double door handle /
Manillon de puerta doble.

| A | B |
|------|------|
| 425 | 460 |
| 600 | 635 |
| 1250 | 1285 |



ACESSÓRIOS / ACCESSORIES

MFU M8 INCLUDED

OPCIONAL / OPTIONAL

IN.08.MFU.DV.35
Dupla para vidro / double glass

IN.08.MFU.SV.35
Simples vidro / single glass





IN.07.286.D.20.600
IN.08.MFU.DV.19

Asas de porta /
Pull handles /
Manillones.

B/359



ASAS DE PORTA / PULL HANDLES / MANILLONES.

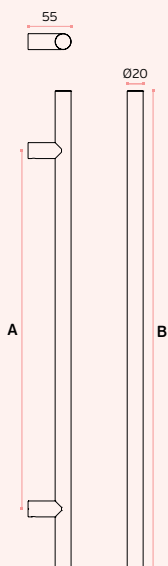
IN.07.286.D.20

Material: EN 1.4301

Satinado / Satin / Satin

Asa de porta dupla /
Double door handle /
Manillon de puerta doble.

| A | B |
|-----|-----|
| 200 | 350 |
| 250 | 400 |
| 300 | 450 |
| 350 | 500 |
| 400 | 550 |
| 450 | 600 |
| 550 | 700 |



ACESSÓRIOS / ACCESSORIES

■ MFU M6 INCLUDED

OPCIONAL / OPTIONAL

■ IN.08.MFU.DV.19
Dupla para vidro / double glass

■ IN.08.MFU.SV.19
Simples vidro / single glass

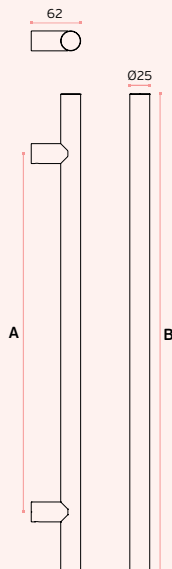
IN.07.286.D.25

Material: EN 1.4301

Satinado / Satin / Satin

Asa de porta dupla /
Double door handle /
Manillon de puerta doble.

| A | B |
|------|------|
| 250 | 400 |
| 300 | 450 |
| 450 | 600 |
| 600 | 750 |
| 900 | 1050 |
| 1800 | 1950 |
| 2000 | 2150 |



ACESSÓRIOS / ACCESSORIES

■ MFU M8 INCLUDED

OPCIONAL / OPTIONAL

■ IN.08.MFU.DV.25
Dupla para vidro / double glass

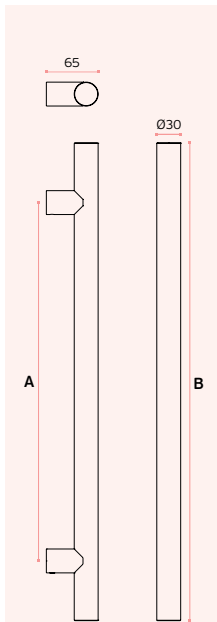
■ IN.08.MFU.SV.25
Simples vidro / single glass



IN.07.286.D.30

Material: EN 1.4301
Satinado / Satin / Satin
Asa de porta dupla /
Double door handle /
Manillon de puerta doble.

| A | B |
|------|------|
| 300 | 450 |
| 350 | 500 |
| 450 | 600 |
| 600 | 750 |
| 900 | 1050 |
| 1800 | 1950 |
| 2000 | 2150 |



ACESSÓRIOS / ACCESSORIES

MFU M8 INCLUDED

OPCIONAL / OPTIONAL

IN.08.MFU.DV.30
Dupla para vidro / double glass

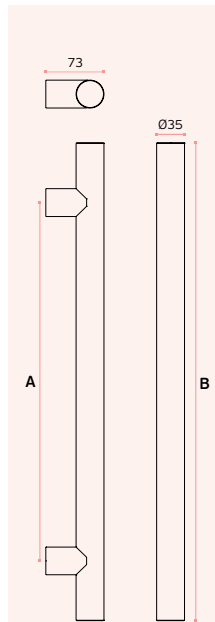
IN.08.MFU.SV.30
Simples vidro / single glass



IN.07.286.D.35

Material: EN 1.4301
Satinado / Satin / Satin
Asa de porta dupla /
Double door handle /
Manillon de puerta doble.

| A | B |
|------|------|
| 350 | 500 |
| 450 | 600 |
| 600 | 750 |
| 900 | 1050 |
| 1800 | 1950 |
| 2000 | 2150 |



ACESSÓRIOS / ACCESSORIES

MFU M8 INCLUDED

OPCIONAL / OPTIONAL

IN.08.MFU.DV.35
Dupla para vidro / double glass

IN.08.MFU.SV.35
Simples vidro / single glass



ASAS DE PORTA / PULL HANDLES / MANILLONES.

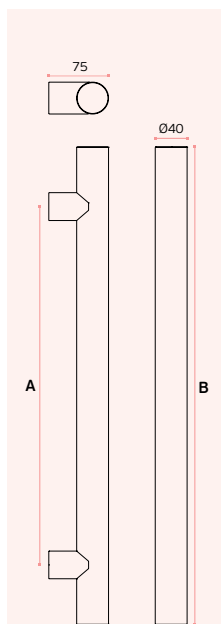
IN.07.286.D.40

Material: EN 1.4301

Satinado / Satin / Satin

Asa de porta dupla /
Double door handle /
Manillon de puerta doble.

| A | B |
|------|------|
| 600 | 750 |
| 900 | 1050 |
| 1800 | 1950 |



ACESSÓRIOS / ACCESSORIES

MFU M8 INCLUDED

OPCIONAL / OPTIONAL

IN.08.MFU.DV.35
Dupla para vidro / double glass

IN.08.MFU.SV.35
Simples vidro / single glass

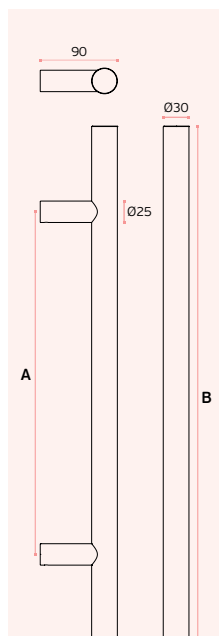
IN.07.126.D

Material: EN 1.4301

Satinado / Satin / Satin

Asa de porta dupla /
Double door handle /
Manillon de puerta doble.

| A | B |
|-----|-----|
| 300 | 400 |
| 350 | 500 |
| 400 | 600 |
| 600 | 800 |



ACESSÓRIOS / ACCESSORIES

MFU M8 INCLUDED

OPCIONAL / OPTIONAL

IN.08.MFU.DV.25
Dupla para vidro / double glass

IN.08.MFU.SV.25
Simples vidro / single glass



IN.07.310.D

Material: EN 1.4301

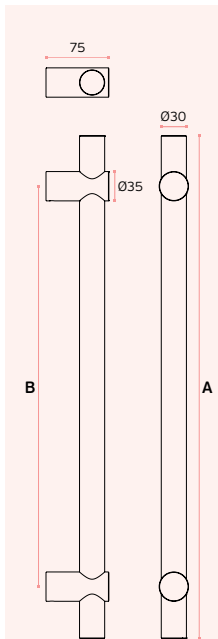
Satinado / Satin / Satin

Asa de porta modular /

Modular door handle /

Manillon modular de puerta.

| A | B |
|-----|-----------|
| 600 | 100 - 550 |
| 900 | 200 - 850 |




ACESSÓRIOS / ACCESSORIES

■ MFU M8 INCLUDED

OPCIONAL / OPTIONAL

■ IN.08.MFU.DV.35
Dupla para vidro / double glass

■ IN.08.MFU.SV.35
Simple vidro / single glass



Bases ajustáveis.
Permite fazer uma asa modular, com diferentes distâncias entre centros.

Adjustable feet.
Allows to create a modular door handle, with different distances between centers.

Bases ajustables.
Permite crear un manillon modular, con diferentes distancias entre los centros.

ASAS DE PORTA / PULL HANDLES / MANILLONES.

IN.07.360.D SWITCH

Material: EN 1.4301

Satinado / Satin / Satin

Asa de porta dupla / Double door handle /

Manillon de puerta doble.

Design: Pedro Queirós

IN.07.361.D SWITCH

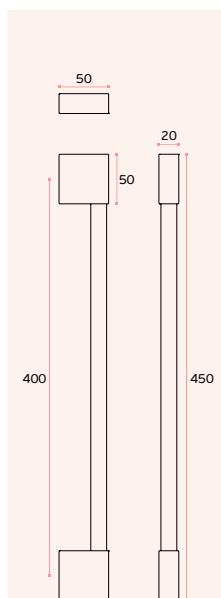
Material: EN 1.4301

Satinado / Satin / Satin

Asa de porta dupla / Double door handle /

Manillon de puerta doble.

Design: Pedro Queirós



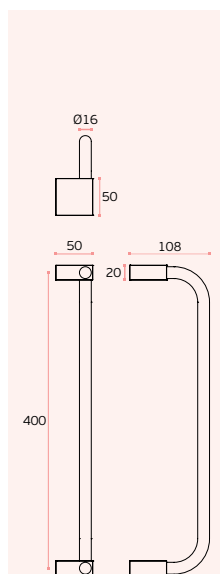
ACESSÓRIOS / ACCESSORIES

MFU M8 INCLUDED

OPCIONAL VIDRO /
OPTIONAL GLASS

IN.08.MFU.DVR.20X50
Dupla para vidro / double glass

IN.08.MFU.SVR.20X50
Simples vidro / single glass



ACESSÓRIOS / ACCESSORIES

MFU M8 INCLUDED

OPCIONAL VIDRO /
OPTIONAL GLASS

IN.08.MFU.DVR.20X50
Dupla para vidro / double glass

IN.08.MFU.SVR.20X50
Simples vidro / single glass



IN.07.361.d
SWITCH

Asas de porta /
Pull handles /
Manillones.

B/365



ASAS DE PORTA / PULL HANDLES / MANILLONES.

NEW

IN.07.710 COPPER

Material: EN 1.4301
Satinado / Satin / Satin +
Cobre / Copper/ Cobre
Asa de porta modular /
Modular door handle /
Manillon de puerta modular.

NEW

IN.07.711 COPPER

Material: EN 1.4301
Satinado / Satin / Satin +
Cobre / Copper/ Cobre
Asa de porta modular /
Modular door handle /
Manillon de puerta modular.

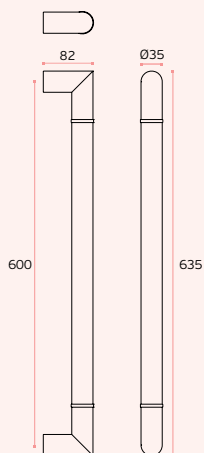


ANTI-BACTERIAL
Copper material

Mais informação /
More information /
Más información:

www.jnf.pt

 **ANTI-BACTERIAL**
Copper material



ACESSÓRIOS / ACCESSORIES

►► Unifix M8

OPCIONAL/ OPTIONAL

►► IN.08.ADM.35

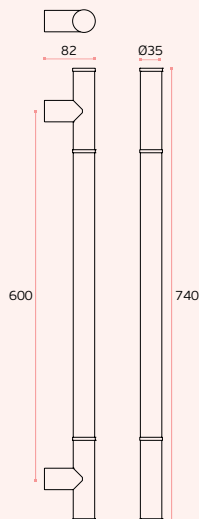
►► IN.08.ASM.35

OPCIONAL VIDRO/ OPTIONAL GLASS

►► IN.08.ADV.35

►► IN.08.ASV.35

 **ANTI-BACTERIAL**
Copper material



ACESSÓRIOS / ACCESSORIES

►► Unifix M8

OPCIONAL/ OPTIONAL

►► IN.08.ADM.35

►► IN.08.ASM.35

OPCIONAL VIDRO/ OPTIONAL GLASS

►► IN.08.ADV.35

►► IN.08.ASV.35

PATINA NATURAL
A pega de
cobre da asa
propositadamente
não tem
tratamento
de superfície,
para que possa
desenvolver a sua
própria pátina ao
longo do tempo
conforme o uso e
o ambiente onde
está inserido.

NATURAL PATINA
The pull handle
copper part doesn't
have a surface
coating on purpose,
so it can develop
its own patina over
the time according to
the use and the
environment where
it is inserted.



NEW

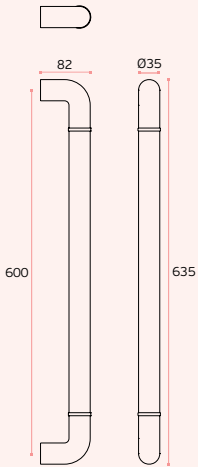
IN.07.712 COPPER

Material: EN 1.4301
Satinado / Satin / Satin +
Cobre / Copper/ Cobre

Asa de porta modular /
Modular door handle /
Manillon de puerta modular.



ANTI-BACTERIAL
Copper material



ACESSÓRIOS / ACCESSORIES

■ ■ ■ **Unifix M8**

OPCIONAL / OPTIONAL

■ ■ ■ **IN.08.ADM.35**

■ ■ ■ **IN.08.ASM.35**

OPCIONAL VIDRO / OPTIONAL GLASS

■ ■ ■ **IN.08.ADV.35**

■ ■ ■ **IN.08.ASV.35**

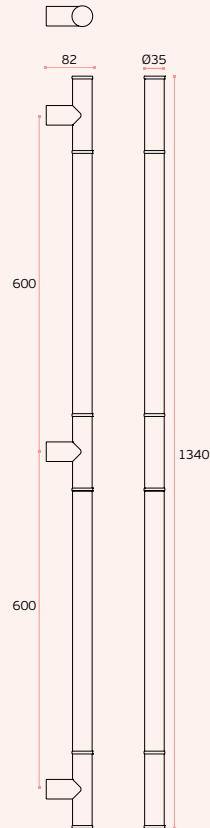


NEW

IN.07.713 COPPER

Material: EN 1.4301
Satinado / Satin / Satin +
Cobre / Copper/ Cobre

Asa de porta modular /
Modular door handle /
Manillon de puerta modular.



ACESSÓRIOS / ACCESSORIES

■ ■ ■ **Unifix M8**

OPCIONAL / OPTIONAL

■ ■ ■ **IN.08.ADM.35**

■ ■ ■ **IN.08.ASM.35**

OPCIONAL VIDRO / OPTIONAL GLASS

■ ■ ■ **IN.08.ADV.35**

■ ■ ■ **IN.08.ASV.35**



ASAS DE PORTA / PULL HANDLES / MANILLONES.

SKIN

Material: EN 1.4301
Satinado / Satin / Satin +
Natural leather

Asa de porta modular /
Modular door handle /
Manillon de puerta modular.



IN.07.701.B



IN.07.701.C



IN.07.701.N



ACESSÓRIOS / ACCESSORIES

UNIFIX M8

OPCIONAL / OPTIONAL

UNIFIX IN.08.ADM.35

UNIFIX IN.08.ASM.35

OPCIONAL VIDRO / OPTIONAL GLASS

UNIFIX IN.08.ADV.35

UNIFIX IN.08.ASV.35

Negro /
Black /
Negro.

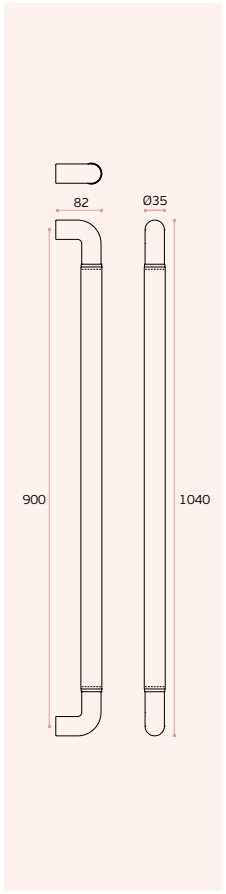
Camel

Castanho /
Brown /
Marrón.

SKIN

Material: EN 1.4301
Satinado / Satin / Satin +
Natural leather

Asa de porta modular /
Modular door handle /
Manillon de puerta modular.



IN.07.703.B



IN.07.703.C



IN.07.703.N



ACESSÓRIOS / ACCESSORIES

UNIFIX M8

OPCIONAL / OPTIONAL

UNIFIX IN.08.ADM.35

UNIFIX IN.08.ASM.35

OPCIONAL VIDRO/ OPTIONAL GLASS

UNIFIX IN.08.ADV.35

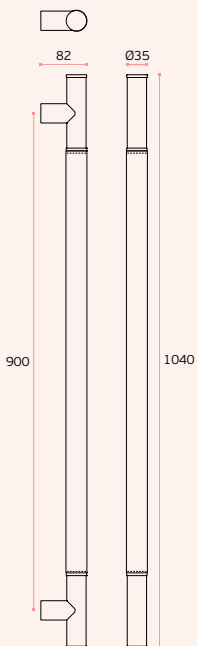
UNIFIX IN.08.ASV.35

ASAS DE PORTA / PULL HANDLES / MANILLONES.

SKIN

Material: EN 1.4301
Satinado / Satin / Satin +
Natural leather

Asa de porta modular /
Modular door handle /
Manillon de puerta modular.



IN.07.702.B



IN.07.702.C



IN.07.702.N



ACESSÓRIOS / ACCESSORIES

UNIFIX M8

OPCIONAL / OPTIONAL

IN.08.ADM.35

IN.08.ASM.35

OPCIONAL VIDRO / OPTIONAL GLASS

IN.08.ADV.35

IN.08.ASV.35

Negro /
Black /
Negro.



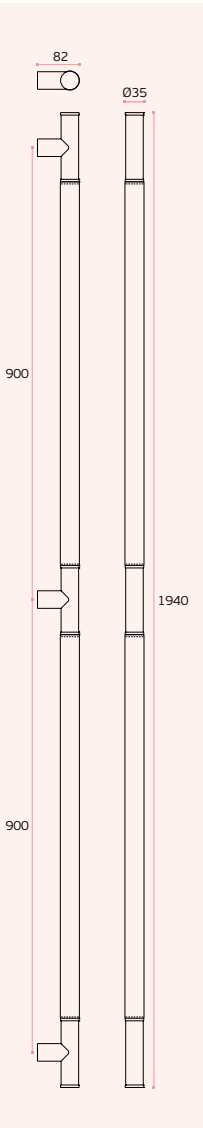
Camel

Castanho /
Brown /
Marrón.

SKIN

Material: EN 1.4301
Satinado / Satin / Satin +
Natural leather

Asa de porta modular /
Modular door handle /
Manillon de puerta modular.



IN.07.704.B



IN.07.704.C



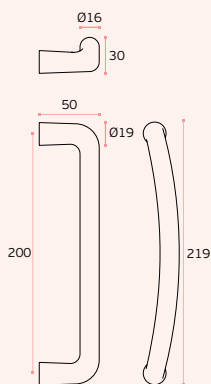
IN.07.704.N

ASAS DE PORTA / PULL HANDLES / MANILLONES.

IN.07.004.D

Material: EN 1.4301
Satinado / Satin / Satin

Asa de porta dupla /
Double door handle /
Manillon de puerta doble.



ACESSÓRIOS / ACCESSORIES

■ MFU M6 INCLUDED

OPCIONAL / OPTIONAL

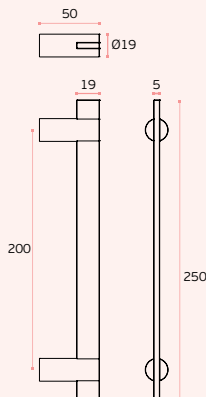
■ IN.08.MFU.DV.19
Dupla para vidro / double glass

■ IN.08.MFU.SV.19
Simples vidro / single glass

IN.07.301.D

Material: EN 1.4301 Satinado /
Satin / Satin

Asa de porta dupla /
Double door handle /
Manillon de puerta doble.



ACESSÓRIOS / ACCESSORIES

■ MFU M6 INCLUDED

OPCIONAL / OPTIONAL

■ IN.08.MFU.DV.19
Dupla para vidro / double glass

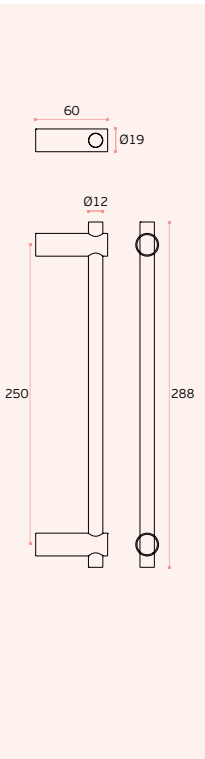
■ IN.08.MFU.SV.19
Simples vidro / single glass

MV.07.030.D

Material: EN 1.4301
Satinado / Satin / Satin

Asa de porta dupla /
Double door handle /
Manillon de puerta doble.

Design: Miguel Vasconcelos



ACESSÓRIOS / ACCESSORIES

■ MFU M6 INCLUDED

OPCIONAL / OPTIONAL

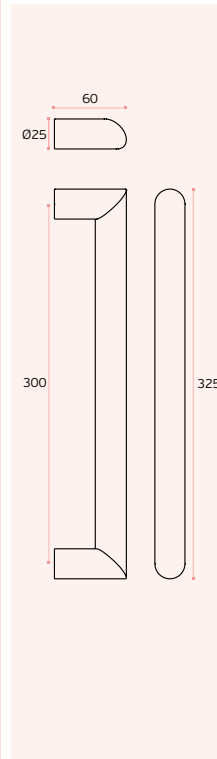
■ IN.08.MFU.DV.19
Dupla para vidro / double glass

■ IN.08.MFU.SV.19
Simples vidro / single glass

IN.07.031

Material: EN 1.4301
Satinado / Satin / Satin

Asa de porta dupla /
Double door handle /
Manillon de puerta doble.



ACESSÓRIOS / ACCESSORIES

■ MFU M8 INCLUDED

OPCIONAL / OPTIONAL

■ IN.08.MFU.DV.25
Dupla para vidro / double glass

■ IN.08.MFU.SV.25
Simples vidro / single glass

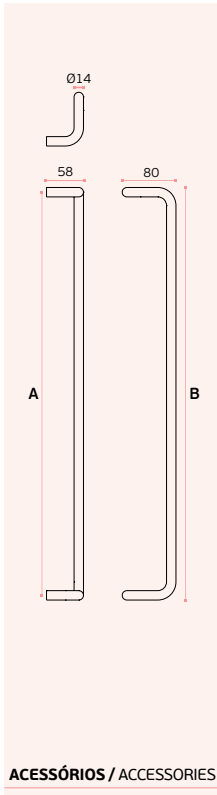
ASAS DE PORTA / PULL HANDLES / MANILLONES.



IN.07.287.14

Material: EN 1.4301
Satinado / Satin / Satin
Asa de porta / Door handle /
Manillon de puerta.

| A | B |
|-----|-----|
| 250 | 264 |
| 300 | 314 |
| 600 | 614 |



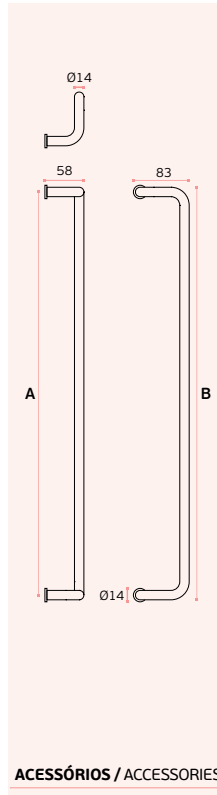
ACESSÓRIOS / ACCESSORIES

M6 INCLUDED

IN.07.287.14.A

Material: EN 1.4301
Satinado / Satin / Satin
Asa de porta / Door handle /
Manillon de puerta.

| A | B |
|-----|-----|
| 250 | 264 |
| 300 | 314 |
| 600 | 614 |



ACESSÓRIOS / ACCESSORIES

M6 INCLUDED

OPCIONAL / OPTIONAL

IN.08.SV.287
Simple vidro / single glass

ASAS DE PORTA / PULL HANDLES / MANILLONES.

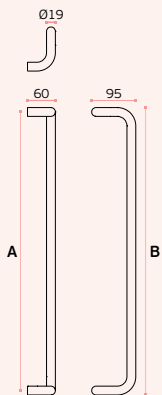
IN.07.287.D.19

Material: EN 1.4301

Satinado / Satin / Satin

Asa de porta dupla /
Double door handle /
Manillon de puerta doble.

| A | B |
|-----|-----|
| 200 | 219 |
| 250 | 269 |
| 300 | 319 |
| 350 | 369 |
| 425 | 444 |
| 600 | 619 |



ACESSÓRIOS / ACCESSORIES

MFU M6 INCLUDED

OPCIONAL / OPTIONAL

IN.08.MFU.DV.19
Dupla para vidro / double glass

IN.08.MFU.SV.19
Simple vidro / single glass

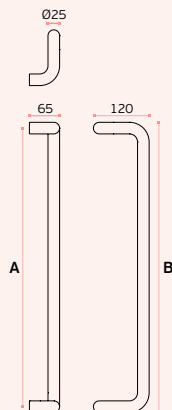
IN.07.287.D.25

Material: EN 1.4301

Satinado / Satin / Satin

Asa de porta dupla /
Double door handle /
Manillon de puerta doble.

| A | B |
|-----|-----|
| 300 | 325 |
| 350 | 375 |
| 425 | 450 |
| 600 | 625 |



ACESSÓRIOS / ACCESSORIES

MFU M8 INCLUDED

OPCIONAL / OPTIONAL

IN.08.MFU.DV.25
Dupla para vidro / double glass

IN.08.MFU.SV.25
Simple vidro / single glass

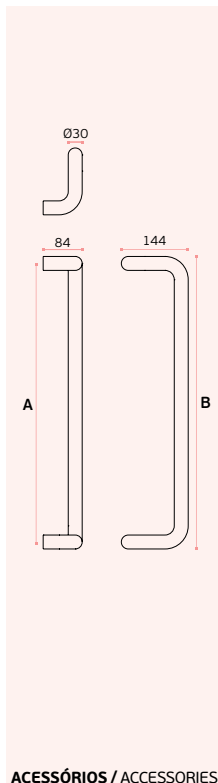
IN.07.287.D.30

Material: EN 1.4301

Satinado / Satin / Satin

Asa de porta dupla /
Double door handle /
Manillon de puerta doble.

| A | B |
|------|------|
| 300 | 330 |
| 350 | 380 |
| 425 | 455 |
| 600 | 630 |
| 1250 | 1280 |



ACESSÓRIOS / ACCESSORIES

MFU M8 INCLUDED

OPCIONAL / OPTIONAL

IN.08.MFU.DV.30
Dupla para vidro / double glass

IN.08.MFU.SV.30
Simples vidro / single glass

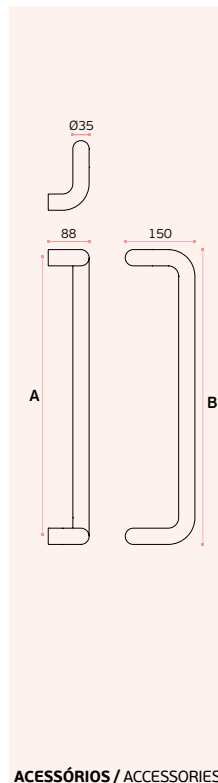
IN.07.287.D.35

Material: EN 1.4301

Satinado / Satin / Satin

Asa de porta dupla / Double door
handle / Manillon de puerta doble.

| A | B |
|------|------|
| 425 | 460 |
| 600 | 635 |
| 1250 | 1285 |



ACESSÓRIOS / ACCESSORIES

MFU M8 INCLUDED

OPCIONAL / OPTIONAL

IN.08.MFU.DV.35
Dupla para vidro / double glass

IN.08.MFU.SV.35
Simples vidro / single glass

ASAS DE PORTA / PULL HANDLES / MANILLONES.

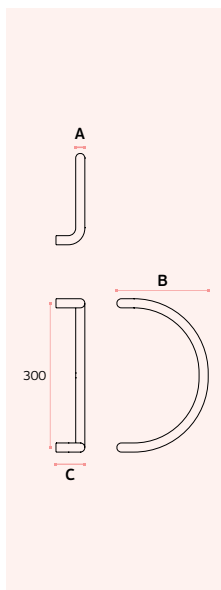
IN.07.288.D

Material: EN 1.4301

Satinado / Satin / Satin

Asa de porta dupla / Double door
handle / Manillon de puerta doble.

| A | B | C |
|-----|-----|----|
| ø19 | 190 | 60 |
| ø25 | 215 | 63 |
| ø30 | 230 | 70 |



IN.07.288.19

ACESSÓRIOS / ACCESSORIES

MFU M6 INCLUDED

OPCIONAL / OPTIONAL

IN.08.MFU.DV.19
Dupla para vidro / double glass

IN.08.MFU.SV.19
Simples vidro / single glass



IN.07.288.25

ACESSÓRIOS / ACCESSORIES

MFU M8 INCLUDED

OPCIONAL / OPTIONAL

IN.08.MFU.DV.25
Dupla para vidro / double glass

IN.08.MFU.SV.25
Simples vidro / single glass



IN.07.288.30

ACESSÓRIOS / ACCESSORIES

MFU M8 INCLUDED

OPCIONAL / OPTIONAL

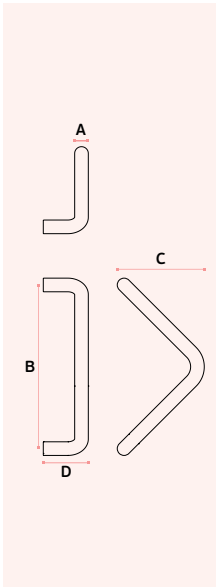
IN.08.MFU.DV.30
Dupla para vidro / double glass

IN.08.MFU.SV.30
Simples vidro / single glass

IN.07.289.D

Material: EN 1.4301
Satinado / Satin / Satin
Asa de porta dupla / Double door
handle / Manillón de puerta doble.

| A | B | C | D |
|-----|-----|-----|----|
| ø25 | 300 | 140 | 70 |
| ø30 | 350 | 160 | 85 |
| ø35 | 350 | 180 | 90 |



IN.07.289.25

ACESSÓRIOS / ACCESSORIES

MFU M8 INCLUDED

OPCIONAL / OPTIONAL

IN.08.MFU.DV.25
Dupla para vidro / double glass

IN.08.MFU.SV.25
Simples vidro / single glass



IN.07.289.30

ACESSÓRIOS / ACCESSORIES

MFU M8 INCLUDED

OPCIONAL / OPTIONAL

IN.08.MFU.DV.30
Dupla para vidro / double glass

IN.08.MFU.SV.30
Simples vidro / single glass



IN.07.289.35

ACESSÓRIOS / ACCESSORIES

MFU M8 INCLUDED

OPCIONAL / OPTIONAL

IN.08.MFU.DV.35
Dupla para vidro / double glass

IN.08.MFU.SV.35
Simples vidro / single glass

ASAS DE PORTA / PULL HANDLES / MANILLONES.

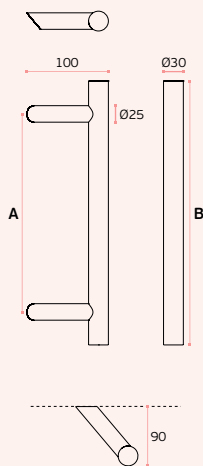
IN.07.124.D

Material: EN 1.4301

Satinado / Satin / Satin

Asa de porta dupla / Double door handle / Manillon de puerta doble.

| A | B |
|-----|-----|
| 300 | 400 |
| 350 | 500 |
| 400 | 600 |
| 600 | 800 |



ACESSÓRIOS / ACCESSORIES

► **MFU M8 INCLUDED**

OPCIONAL / OPTIONAL

► **IN.08.MFU.DVO.124**
Dupla para vidro / double glass

► **IN.08.MFU.SVO.124**
Simples vidro / single glass

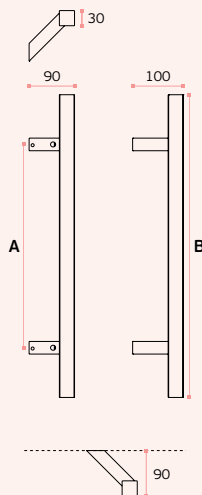
IN.07.009.D

Material: EN 1.4301

Satinado / Satin / Satin

Asa de porta dupla / Double door handle / Manillon de puerta doble.

| A | B |
|-----|-----|
| 350 | 500 |
| 400 | 600 |
| 600 | 800 |



ACESSÓRIOS / ACCESSORIES

► **MFU M8 INCLUDED**

OPCIONAL / OPTIONAL

► **IN.08.MFU.DVR.35X25**
Dupla para vidro / double glass

► **IN.08.MFU.SVR.35X25**
Simples vidro / single glass

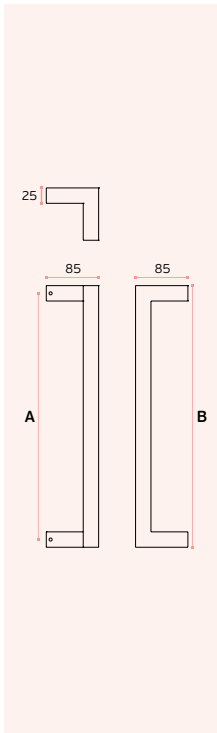
IN.07.008.D

Material: EN 1.4301

Satinado / Satin / Satin

Asa de porta dupla / Double door
handle / Manillon de puerta doble.

| A | B |
|-----|-----|
| 300 | 325 |
| 400 | 425 |



ACESSÓRIOS / ACCESSORIES

MFU M8 INCLUDED

OPCIONAL / OPTIONAL

IN.08.MFU.DVQ.25
Dupla para vidro / double glass

IN.08.MFU.SVQ.25
Simple vidro / single glass

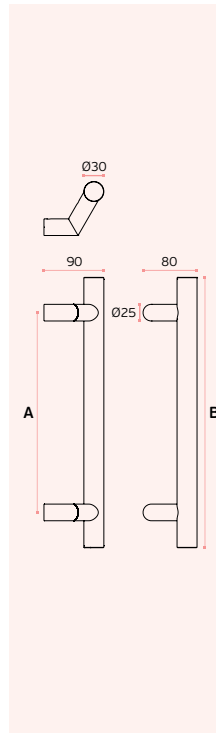
IN.07.125.D

Material: EN 1.4301

Satinado / Satin / Satin

Asa de porta dupla / Double door
handle / Manillon de puerta doble.

| A | B |
|-----|-----|
| 300 | 400 |
| 350 | 500 |
| 400 | 600 |
| 600 | 800 |



ACESSÓRIOS / ACCESSORIES

MFU M8 INCLUDED

OPCIONAL / OPTIONAL

IN.08.MFU.DV.D5
Dupla para vidro / double glass

IN.08.MFU.SV.25
Simple vidro / single glass

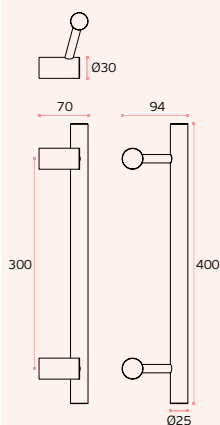
ASAS DE PORTA / PULL HANDLES / MANILLONES.

IN.07.127.D

Material: EN 1.4301

Satinado / Satin / Satin

Asa de porta dupla / Double door handle / Manillon de puerta doble.



ACESSÓRIOS / ACCESSORIES

⇒ **MFU M8** INCLUDED

OPCIONAL / OPTIONAL

⇒ **IN.08.MFU.DV.30**
Dupla para vidro / double glass

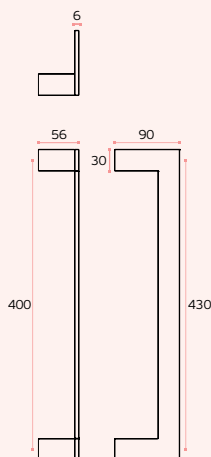
⇒ **IN.08.MFU.SV.30**
Simples vidro / single glass

IN.07.152 SQUARE

Material: EN 1.4301

Satinado / Satin / Satin

Asa de porta dupla / Double door handle / Manillon de puerta doble.



ACESSÓRIOS / ACCESSORIES

⇒ **MFU M8** INCLUDED

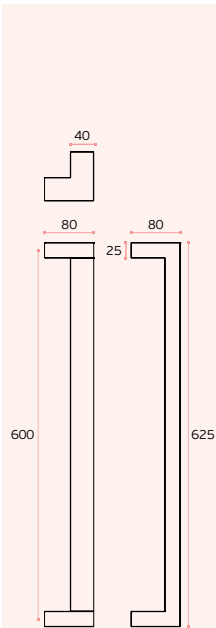
OPCIONAL / OPTIONAL

⇒ **IN.08.MFU.DVQ.30**
Dupla para vidro / double glass

⇒ **IN.08.MFU.SVQ.30**
Simples vidro / single glass

IN.07.297.D

Material: EN 1.4301
Satinado / Satin / Satin
Asa de porta dupla / Double door
handle / Manillon de puerta doble.



ACESSÓRIOS / ACCESSORIES

☛ MFU M8 INCLUDED

OPCIONAL / OPTIONAL

☛ IN.08.MFU.DVR.38X25
Dupla para vidro / double glass

☛ IN.08.MFU.SVR.38X25
Simples vidro / single glass

IN.07.290

Material: EN 1.4301
Satinado / Satin / Satin
Asa de porta dupla / Double
door handle / Manillon de
puerta doble.



ACESSÓRIOS / ACCESSORIES

☛ MFU M8 INCLUDED

OPCIONAL / OPTIONAL

☛ IN.08.MFU.DV.35
Dupla para vidro / double glass

☛ IN.08.MFU.SV.35
Simples vidro / single glass

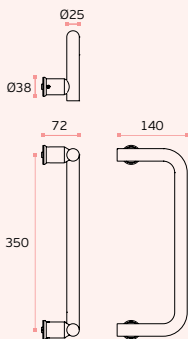
ASAS DE PORTA / PULL HANDLES / MANILLONES.

IN.07.320

Material: EN 1.4301

Satinado / Satin / Satin

Asa de porta dupla / Double door handle / Manillon de puerta doble.



ACESSÓRIOS / ACCESSORIES

MFU M8 INCLUDED

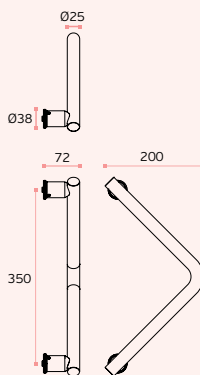
PREPARADA PARA VIDRO/
READY FOR GLASS

IN.07.321

Material: EN 1.4301

Satinado / Satin / Satin

Asa de porta dupla / Double door handle / Manillon de puerta doble.



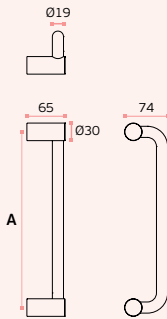
ACESSÓRIOS / ACCESSORIES

MFU M8 INCLUDED

PREPARADA PARA VIDRO/
READY FOR GLASS

IN.07.291

Material: EN 1.4301
Satinado / Satin / Satin
Asa de porta dupla / Double door
handle / Manillon de puerta doble.



A - 250 / 300 / 425 / 600



ACESSÓRIOS / ACCESSORIES

■ MFU M8 INCLUDED

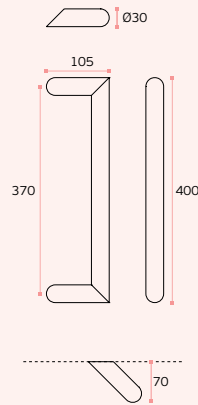
OPCIONAL / OPTIONAL

■ IN.08.MFU.DV.30
Dupla para vidro / double glass

■ IN.08.MFU.SV.30
Simples vidro / single glass

IN.07.322

Material: EN 1.4301
Satinado / Satin / Satin
Asa de porta dupla / Double
door handle / Manillon de
puerta doble.



ACESSÓRIOS / ACCESSORIES

■ MFU M8 INCLUDED

OPCIONAL / OPTIONAL

■ IN.08.MFU.DV0.322
Dupla para vidro / double glass

■ IN.08.MFU.SV0.322
Simples vidro / single glass

B/386

Asas de porta e acessórios /
Pull handles and accessories /
Manillones de puerta y accesorios

Asas de porta /
Pull handles /
Manillones

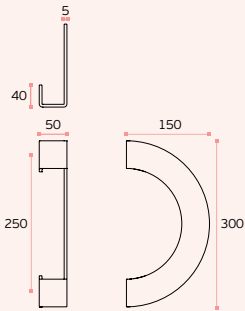
www.jnf.pt

ASAS DE PORTA / PULL HANDLES / MANILLONES.



IN.07.011.D

Material: EN 1.4301
Satinado / Satin / Satin
Asa de porta dupla / Double door
handle / Manillon de puerta doble.



ACESSÓRIOS / ACCESSORIES

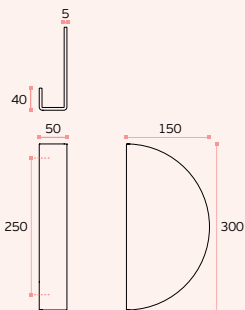
AAM INCLUDED

PREPARADA PARA VIDRO /
READY FOR GLASS



IN.07.012.D

Material: EN 1.4301
Satinado / Satin / Satin
Asa de porta dupla / Double door
handle / Manillon de puerta doble.



ACESSÓRIOS / ACCESSORIES

AAM INCLUDED

PREPARADA PARA VIDRO /
READY FOR GLASS



ASAS DE PORTA / PULL HANDLES / MANILLONES.

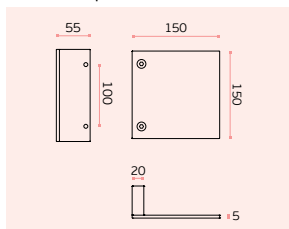
IN.07.500

Material: EN 1.4301

Satinado / Satin / Satin

Asa de porta / Door handle /

Manillon de puerta.



IN.07.500.D

Material: EN 1.4301

Satinado / Satin / Satin

Asa de porta dupla / Double door

handle / Manillon de puerta doble.

ACESSÓRIOS / ACCESSORIES

MFU M6 INCLUDED

PREPARADA PARA VIDRO /
READY FOR GLASS

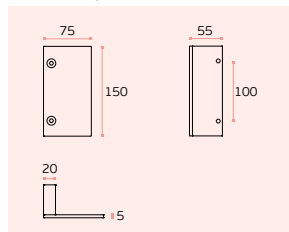
IN.07.501

Material: EN 1.4301

Satinado / Satin / Satin

Asa de porta / Door handle /

Manillon de puerta.



IN.07.501.D

Material: EN 1.4301

Satinado / Satin / Satin

Asa de porta dupla / Double door

handle / Manillon de puerta doble.

ACESSÓRIOS / ACCESSORIES

MFU M6 INCLUDED

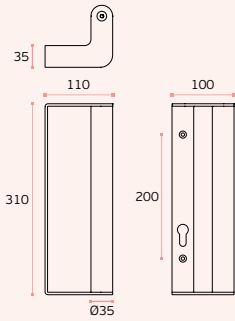
PREPARADA PARA VIDRO /
READY FOR GLASS

IN.07.605

Material: EN 1.4301

Satinado / Satin / Satin

Asa de porta dupla / Double door
handle / Manillon de puerta doble.



ACESSÓRIOS / ACCESSORIES

M605 INCLUDED

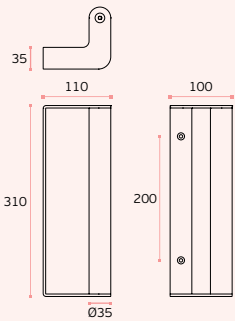


IN.07.606

Material: EN 1.4301

Satinado / Satin / Satin

Asa de porta dupla / Double door
handle / Manillon de puerta doble.



ACESSÓRIOS / ACCESSORIES

M605 INCLUDED



ASAS DE PORTA / PULL HANDLES / MANILLONES.

IN.00.165

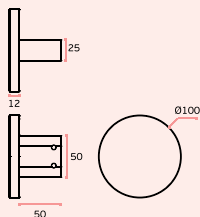
IN.00.165.D

Material: EN 1.4301

Satinado / Satin / Satin

Puxador fixo / Fixed knob / Pomo fijo

Design: Christian Magalhães



ACESSÓRIOS / ACCESSORIES

MFU M6 INCLUDED

IN.00.165.D PREPARADA PARA VIDRO /
IN.00.165.D READY FOR GLASS

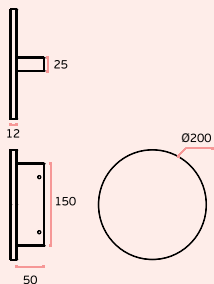
IN.00.168

Material: EN 1.4301

Satinado / Satin / Satin

Puxador fixo / Fixed knob / Pomo fijo

Design: Christian Magalhães



IN.00.168.D

ACESSÓRIOS / ACCESSORIES

MFU M6 INCLUDED

PREPARADA PARA VIDRO /
READY FOR GLASS



IN.00.165.TB
Material: EN 1.4301 +
TITANIUM - Black
Satinado / Satin / Satin



IN.00.165.TG
Material: EN 1.4301 +
TITANIUM - Gold
Satinado / Satin / Satin



IN.00.166.TB
Material: EN 1.4301 +
TITANIUM - Black
Satinado / Satin / Satin



IN.00.166.TG
Material: EN 1.4301 +
TITANIUM - Gold
Satinado / Satin / Satin



IN.00.165.TCO
Material: EN 1.4301 +
TITANIUM - Copper
Satinado / Satin / Satin



IN.00.166.TCO
Material: EN 1.4301 +
TITANIUM - Copper
Satinado / Satin / Satin



IN.00.168.TB
Material: EN 1.4301 +
TITANIUM - Black
Satinado / Satin / Satin



IN.00.168.TG
Material: EN 1.4301 +
TITANIUM - Gold
Satinado / Satin / Satin



IN.00.167.TB
Material: EN 1.4301 +
TITANIUM - Black
Satinado / Satin / Satin



IN.00.167.TG
Material: EN 1.4301 +
TITANIUM - Gold
Satinado / Satin / Satin



IN.00.168.TCO
Material: EN 1.4301 +
TITANIUM - Copper
Satinado / Satin / Satin



IN.00.167.TCO
Material: EN 1.4301 +
TITANIUM - Copper
Satinado / Satin / Satin

ASAS DE PORTA / PULL HANDLES / MANILLONES.

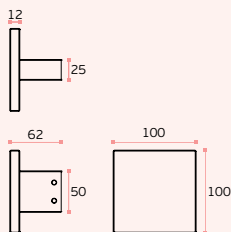
IN.00.166

Material: EN 1.4301

Satinado / Satin / Satin

Puxador fixo / Fixed knob / Pomo fijo

Design: Christian Magalhães



IN.00.166.D

ACESSÓRIOS / ACCESSORIES

MFU M6 INCLUDED

PREPARADA PARA VIDRO /
READY FOR GLASS

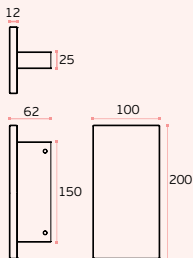
IN.00.167

Material: EN 1.4301

Satinado / Satin / Satin

Puxador fixo / Fixed knob / Pomo fijo

Design: Christian Magalhães



IN.00.167.D

ACESSÓRIOS / ACCESSORIES

MFU M6 INCLUDED

PREPARADA PARA VIDRO /
READY FOR GLASS



IN.00.169.TB
Material: EN 1.4301 +
TITANIUM - Black
Satinado / Satin / Satin



IN.00.169.TG
Material: EN 1.4301 +
TITANIUM - Gold
Satinado / Satin / Satin



IN.00.169.TCO
Material: EN 1.4301 +
TITANIUM - Copper
Satinado / Satin / Satin

ASAS DE PORTA / PULL HANDLES / MANILLONES.

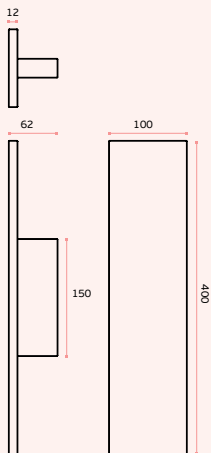
IN.00.169

Material: EN 1.4301

Satinado / Satin / Satin

Puxador fixo / Fixed knob / Pomo fijo

Design: Christian Magalhães



ACESSÓRIOS / ACCESSORIES

MFU M6 INCLUDED

IN.00.169.D

Material: EN 1.4301

Satinado / Satin / Satin

Puxador fixo / Fixed knob / Pomo fijo

Design: Christian Magalhães

ACESSÓRIOS / ACCESSORIES

MFU M6 INCLUDED

PREPARADA PARA VIDRO /
READY FOR GLASS





Asas de porta /
Pull handles /
Manillones.

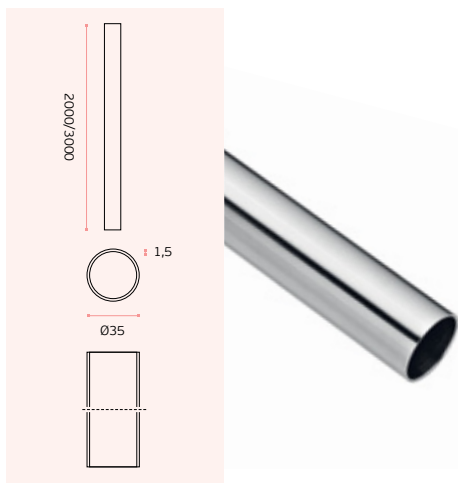
B/395



ASAS MODULARES / MODULAR DOOR HANDLES / MANILLONES MODULARES.

IN.23.600.0.35

Material: EN 1.4301 - Satinado / Satin / Satin
Asas modulares / Modular door handles /
Manillones modulares.



IN.07.601

Material: EN 1.4301 - Satinado / Satin / Satin
Asas modulares / Modular door handles /
Manillones modulares.



IN.07.603

Material: EN 1.4301 - Satinado / Satin / Satin
Asas modulares / Modular door handles /
Manillones modulares.



IN.07.701

Material: EN 1.4301 - Satinado / Satin / Satin
Asas modulares / Modular door handles /
Manillones modulares.



IN.07.702

Material: EN 1.4301 - Satinado / Satin / Satin
Asas modulares / Modular door handles /
Manillones modulares.



IN.07.704

Material: EN 1.4301 - Satinado / Satin / Satin
Asas modulares / Modular door handles /
Manillones modulares.

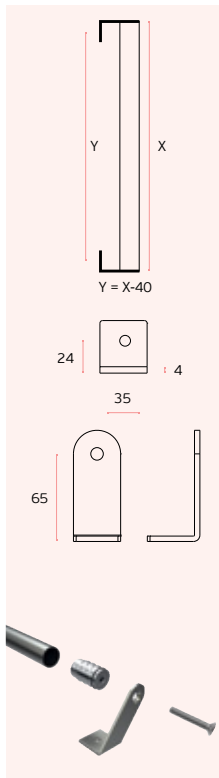


IN.07.703

Material: EN 1.4301 - Satinado / Satin / Satin
Asas modulares / Modular door handles /
Manillones modulares.



**IN.07.601 +
IN.23.600.0.35.2000/3000**
Material: EN 1.4301 - Satinado / Satin / Satin
Asas modulares / Modular door handles /
Manillones modulares.

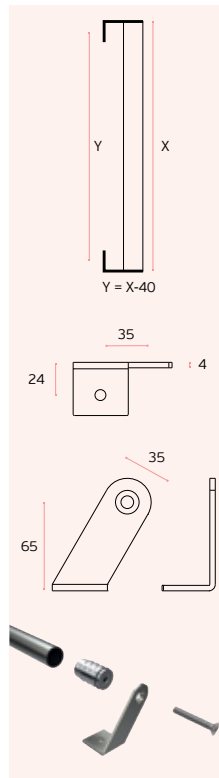


ACESSÓRIOS / ACCESSORIES

OPCIONAL / OPTIONAL

IN.08.AAM

**IN.07.603 +
IN.23.600.0.35.2000/3000**
Material: EN 1.4301 - Satinado / Satin / Satin
Asas modulares / Modular door handles /
Manillones modulares.



ACESSÓRIOS / ACCESSORIES

OPCIONAL / OPTIONAL

IN.08.AAM

ASAS MODULARES / MODULAR DOOR HANDLES / MANILLONES MODULARES.

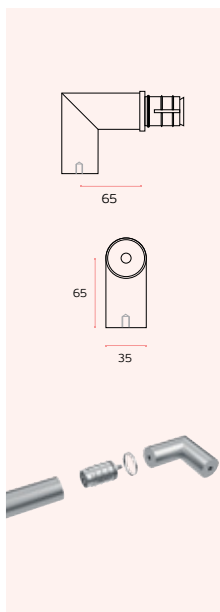
IN.07.701

Material: EN 1.4301 - Satinado / Satin / Satin
Asas modulares / Modular door handles /
Manillones modulares.



$$Y = X + 130$$

ROSCA M8 /
THREAD M8



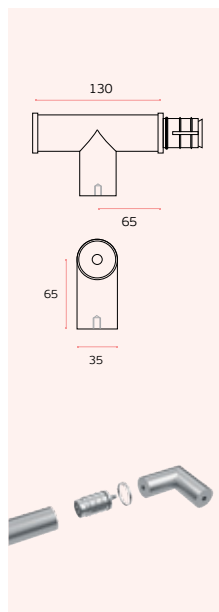
IN.07.702

Material: EN 1.4301 - Satinado / Satin / Satin
Asas modulares / Modular door handles /
Manillones modulares.



$$Y = X + 130$$

ROSCA M8 /
THREAD M8



ACESSÓRIOS / ACCESSORIES

UNIFIX M8

OPCIONAL / OPTIONAL

OPCIONAL VIDRO / OPTIONAL GLASS

IN.08.ADM.35

IN.08.ADV.35

IN.08.ASM.35

IN.08.ASV.35

ACESSÓRIOS / ACCESSORIES

UNIFIX M8

OPCIONAL / OPTIONAL

OPCIONAL VIDRO / OPTIONAL GLASS

IN.08.ADM.35

IN.08.ADV.35

IN.08.ASM.35

IN.08.ASV.35

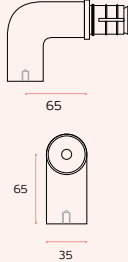
IN.07.703

Material: EN 1.4301 - Satinado / Satin / Satin
Asas modulares / Modular door handles /
Manillones modulares.



$$Y = X + 130$$

ROSCA M8 /
THREAD M8



ACESSÓRIOS / ACCESSORIES

UNIFIX M8

OPCIONAL / OPTIONAL

IN.08.ADM.35

IN.08.ASM.35

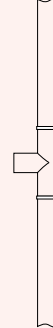
OPCIONAL VIDRO / OPTIONAL GLASS

IN.08.ADV.35

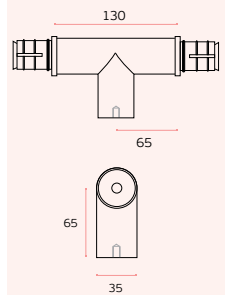
IN.08.ASV.35

IN.07.704

Material: EN 1.4301 - Satinado / Satin / Satin
Asas modulares / Modular door handles /
Manillones modulares.



ROSCA M8 /
THREAD M8



ACESSÓRIOS / ACCESSORIES

UNIFIX M8

OPCIONAL / OPTIONAL

IN.08.ADM.35

IN.08.ASM.35

OPCIONAL VIDRO / OPTIONAL GLASS

IN.08.ADV.35

IN.08.ASV.35

B/400



Asas de porta e acessórios /
Pull handles and accessories /
Manillones de puerta y accesorios



Asas de porta /
Pull handles /
Manillones.



www.jnf.pt

ASAS DE PORTA PARA VIDRO / PULL HANDLES FOR GLASS DOORS / MANILLONES PARA PUERTAS DE CRISTAL



IN.07.201.V.600
IN.07.201.V.1200

Material: EN 1.4301

Satinado / Satin / Satin

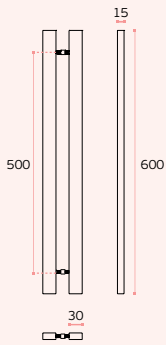
Asas para portas de correr em vidro /

Pull handles for glass sliding doors /

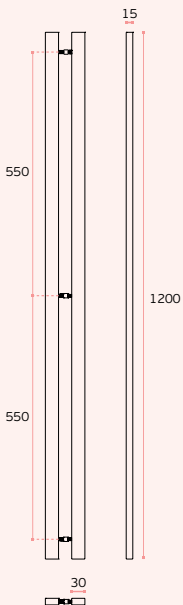
Manillones para puertas correderas de cristal.

Ø10


IN.07.201.V.1200



IN.07.201.V.600

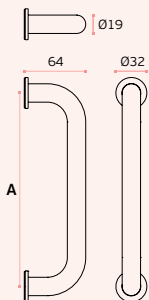


PARA VIDRO /
FOR GLASS /
PARA CRISTAL



ASAS DE PORTA PARA VIDRO / PULL HANDLES FOR GLASS DOORS / MANILLONES PARA PUERTAS DE CRISTAL

IN.07.205.A



A - 200 / 250



IN.07.205.A

Material: EN 1.4301
Satinado / Satin / Satin
Asas de porta para vidro /
Pull handles for glass doors /
Manillones para puertas de cristal.

IN.07.203.A

Material: EN 1.4301
Satinado / Satin / Satin
Asas de porta para vidro /
Pull handles for glass doors /
Manillones para puertas de cristal.

IN.07.203.A



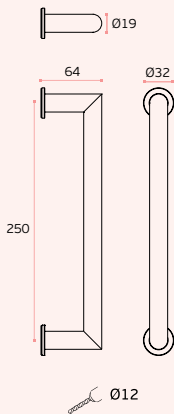
IN.07.204.A**Material: EN 1.4301**

Satinado / Satin / Satin

Asas de porta para vidro /

Pull handles for glass doors /

Manillones para puertas de cristal.



ASAS DE PORTA PARA VIDRO / PULL HANDLES FOR GLASS DOORS / MANILLONES PARA PUERTAS DE CRISTAL

IN.07.286.A

Material: EN 1.4301

Satinado / Satin / Satin

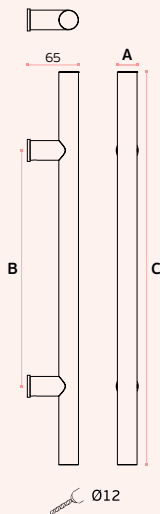
Asas de porta para vidro /
Pull handles for glass doors /
Manillones para puertas de
cristal.

IN.07.286.A.19

| A | B | C |
|-----|-----|-----|
| Ø19 | 160 | 300 |

IN.07.286.A.25

| A | B | C |
|-----|-----|-----|
| Ø25 | 300 | 450 |

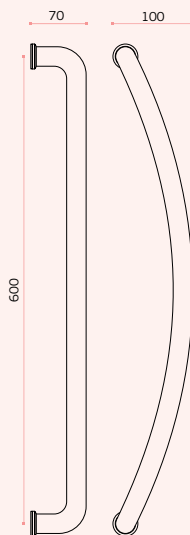
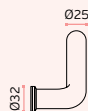


IN.07.294

Material: EN 1.4301

Satinado / Satin / Satin

Asas de porta para vidro /
Pull handles for glass doors /
Manillones para puertas de
cristal.



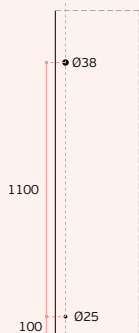
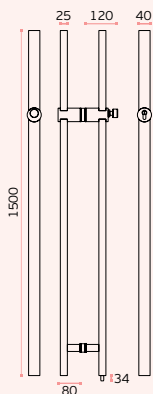
ASAS DE PORTA PARA VIDRO / PULL HANDLES FOR GLASS DOORS / MANILLONES PARA PUERTAS DE CRISTAL



IN.07.107.D**Material: EN 1.4301**

Satinado / Satin / Satin

Asas de porta para vidro. /
Pull handles for glass doors /
manillones para puertas de
cristal.



Asa de porta com fechadura, para vidro de 10 a 12mm, em aço inoxidável EN 1.4301.

Botão rotativo do lado interior e cilindro europeu de alta segurança do lado exterior.

Possibilidade de fazer mestragens.

Inclui copo para chão com cobertura.

Trinco em aço inoxidável EN 1.4301/

Door handle with lock, for glass from 10 to 12mm in stainless steel EN 1.4301. With a small knob on the inside, and a high security european cylinder on the outside. Possibility to make master key system. Includes a dust cover for the floor.

Latch made in Stainless Steel EN 1.4301.

Manillon de puerta con cerradura para cristal de 10 a 12mm en acero inoxidable EN 1.4301. Pomo rotativo por el lado interior y bombillo europeo de alta de seguridad por el lado exterior.

Possibilidade de hacer planos de maestramiento.

Incluye vaso al suelo con cubierta

Pestillo en acero inoxidable EN 1.4301.

JNF
S20

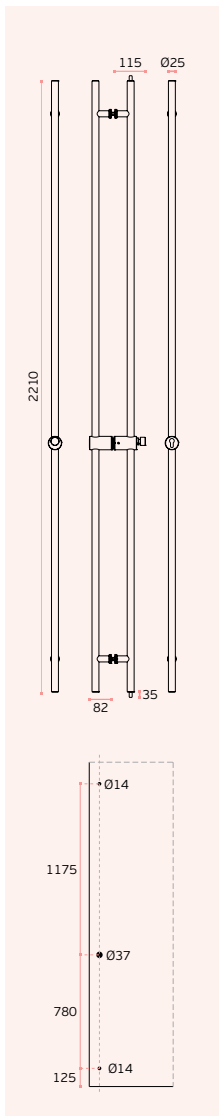


IN.07.103.D
IN.07.103.E
IN.07.103.F

Material: EN 1.4301

Satinado / Satin / Satin

Asa para porta para vidro /
Pull handle for glass doors /
manillone para puertas de
crystal.



Asas de porta para vidro /
Pull handles for glass doors /
Manillones para puertas de cristal.



Asa de porta com fechadura, para vidro
de 10 a 12mm, em aço inoxidável
EN 1.4301.

Botão rotativo do lado interior e cilindro
européu de alta segurança do lado
exterior.

Possibilidade de fazer mestragens.
Inclui copo para chão com cobertura.
Trinco em aço inoxidável EN 1.4301/

Door handle with lock, for glass from 10
to 12mm in stainless steel EN 1.4301.
With a small knob on the inside, and a
high security european cylinder on the
outside. Possibility to make master key
system. Includes a dust cover for the
floor.

Latch made in Stainless Steel EN 1.4301.

Manillone de puerta con cerradura para
crystal de 10 a 12mm en acero inoxidable
EN 1.4301. Pomo rotativo por el lado
interior y bombillo europeo de alta de
seguridad por el lado exterior.
Posibilidad de hacer planos de
maestramiento.

Incluye vaso al suelo con cubierta.
Pestillo en acero inoxidable EN 1.4301.

IN.07.103.D



IN.07.103.E

Medida especial/
Special measure/ Medida especial
1800 - 2200mm

IN.07.103.F

Medida especial/
Special measure/ Medida especial
2201 - 2500mm

ENTALHE / GLASS CUT /
TALADRO EN EL CRISTAL
GC56

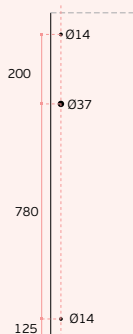
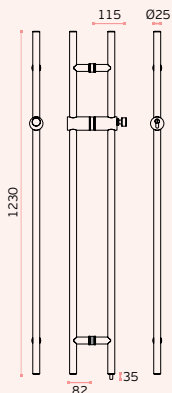
ASAS DE PORTA PARA VIDRO / PULL HANDLES FOR GLASS DOORS / MANILLONES PARA PUERTAS DE CRISTAL

IN.07.101.D

Material: EN 1.4301

Satinado / Satin / Satin

Asas de porta para vidro /
Pull handles for glass doors /
manillones para puertas de
cristal.



Asa de porta com fechadura, para vidro de 10 a 12mm, em aço inoxidável EN 1.4301.

Botão rotativo do lado interior e cilindro europeu de alta segurança do lado exterior.

Possibilidade de fazer mestragens.

Inclui copo para chão com cobertura.

Trinco em aço inoxidável EN 1.4301/

Door handle with lock, for glass from 10 to 12mm in stainless steel EN 1.4301.

With a small knob on the inside, and a high security european cylinder on the outside. Possibility to make master key system. Includes a dust cover for the floor.

Latch made in Stainless Steel EN 1.4301.

Manillon de puerta con cerradura para cristal de 10 a 12mm en acero inoxidable EN 1.4301.

Pomo rotativo por el lado interior y bombillo europeo de alta seguridad por el lado exterior. Posibilidad de hacer planos de maestramiento.

Incluye vaso al suelo con cubierta

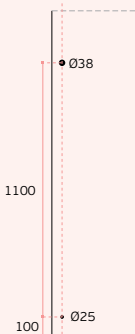
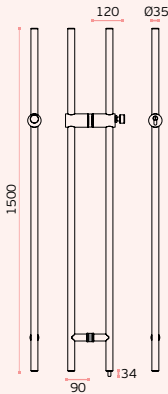
Pestillo en acero inoxidable EN 1.4301.

JNF
S20



IN.07.105.D

Material: EN 1.4301
Satinado / Satin / Satin
Asas de porta para vidro /
Pull handles for glass doors /
manillones para puertas de cristal.



Asa de porta com fechadura, para vidro de 10 a 12mm, em aço inoxidável EN 1.4301.

Botão rotativo do lado interior e cilindro europeu de alta segurança do lado exterior.

Possibilidade de fazer mestragens.

Inclui copo para chão com cobertura.

Trinco em aço inoxidável EN 1.4301/

Door handle with lock, for glass from 10 to 12mm in stainless steel EN 1.4301.

With a small knob on the inside, and a high security european cylinder on the outside.

Possibility to make master key system.

Includes a dust cover for the floor.

Latch made in Stainless Steel EN 1.4301.

Manillon de puerta con cerradura para cristal de 10 a 12mm en acero inoxidable EN 1.4301.

Pomo rotativo por el lado interior y bombillo europeo de alta de seguridad por el lado exterior.

Posibilidad de hacer planos de maestramiento.

Incluye vaso al suelo con cubierta

Pestillo en acero inoxidable EN 1.4301.

JNF
S20



A

Acessórios para asas de porta /

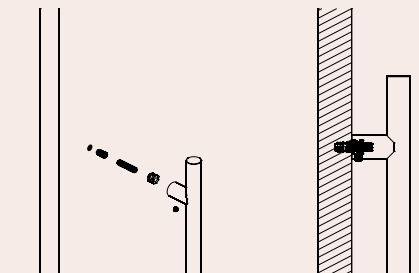
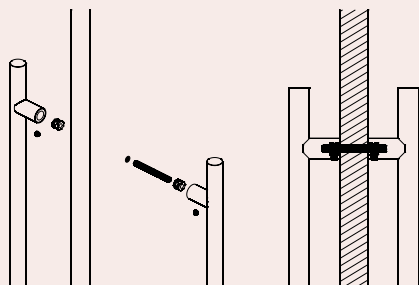
Accessories for pull handles / Accesorios para manillones

MFU INCLUDED

Jogo Universal de adaptadores para asa dupla ou simples. Permite fazer uma asa dupla ou duas simples /

Universal Set of fittings for back to back handles or single. Allows to make one back to back set or two simple handles /

Juego universal de adaptadores para manillon doble o simples. Permite hacer un manillon doble o dos simples.

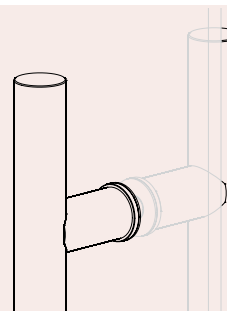
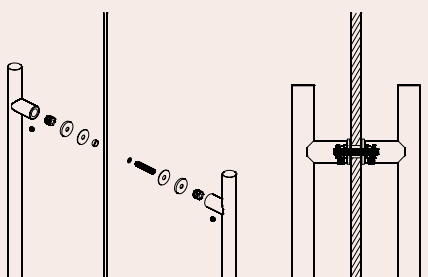


IN.08.MFU.DV

Jogo de adaptadores para asa dupla para porta de vidro. Para portas de vidro com espessura até 30mm. Aplicável em asas com base redonda /

Set of fittings for glass doors with back to back fixing. For glass doors with thickness till 30mm. Applicable in pull handles with round base /

Juego de adaptadores para manillon double para puertas de cristal. Para puertas de cristal con espesor hasta 30mm. Aplicable en manillones con base redonda.

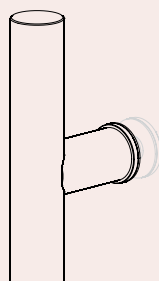
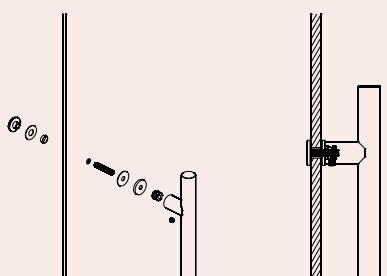


IN.08.MFU.SV

Jogo de adaptadores para asa simples para porta de vidro. Para portas de vidro com espessura até 30mm /

Set of fittings for glass doors with single fixing. For glass doors with thickness till 30mm /

Juego de adaptadores para manillon simples para puertas de cristal. Para puertas de cristal con espesor hasta 30mm.



MFU M6

IN.00.165 IN.07.409
 IN.00.166 IN.07.412
 IN.00.167 IN.07.418
 IN.00.168 IN.07.500
 IN.00.169 IN.07.501
 IN.07.002 MV.07.030
 IN.07.003
 IN.07.004
 IN.07.005
 IN.07.123
 IN.07.143
 IN.07.200.16
 IN.07.204.16
 IN.07.204.19
 IN.07.207.16
 IN.07.207.19
 IN.07.280
 IN.07.281
 IN.07.281.SD
 IN.07.286.20
 IN.07.287.19
 IN.07.288.19
 IN.07.295
 IN.07.296
 IN.07.301

MFU M8

IN.07.006 IN.07.287.25
 IN.07.008 IN.07.287.30
 IN.07.009 IN.07.287.35
 IN.07.010 IN.07.288.25
 IN.07.031 IN.07.288.30
 IN.07.124 IN.07.289.25
 IN.07.125 IN.07.289.30
 IN.07.126 IN.07.289.35
 IN.07.127 IN.07.290
 IN.07.141 IN.07.291
 IN.07.142 IN.07.292
 IN.07.152 IN.07.293
 IN.07.153 IN.07.297
 IN.07.185 IN.07.310
 IN.07.187 IN.07.320
 IN.07.200.25 IN.07.321
 IN.07.204.25 IN.07.322
 IN.07.204.30 IN.07.360
 IN.07.204.35 IN.07.361
 IN.07.207.25
 IN.07.207.30
 IN.07.207.35
 IN.07.286.25
 IN.07.286.30
 IN.07.286.35
 IN.07.286.40

Ø 16

IN.07.204.16
 IN.07.207.16

Ø 19

IN.07.003
 IN.07.004
 IN.07.123
 IN.07.143
 IN.07.204.19
 IN.07.207.19
 IN.07.280
 IN.07.281
 IN.07.281.SD
 IN.07.286.20
 IN.07.287.19

Ø 19

IN.07.301
 MV.07.030

Ø 22

IN.07.141
 IN.07.409
 IN.07.418
 IN.07.412

Ø 25

IN.07.031
 IN.07.125
 IN.07.185
 IN.07.187
 IN.07.204.25
 IN.07.207.25
 IN.07.286.25
 IN.07.287.25
 IN.07.288.25
 IN.07.289.25
 IN.07.293

Ø 30

IN.07.127
 IN.07.204.30
 IN.07.207.30
 IN.07.286.30
 IN.07.287.30
 IN.07.288.30
 IN.07.289.30
 IN.07.291
 IN.07.292

Ø 35

IN.07.204.35
 IN.07.207.35
 IN.07.286.35
 IN.07.286.40
 IN.07.287.35
 IN.07.289.35
 IN.07.290
 IN.07.310

Ø 16

IN.07.204.16
 IN.07.207.16

Ø 19

IN.07.003
 IN.07.004
 IN.07.123
 IN.07.143
 IN.07.204.19
 IN.07.207.19
 IN.07.280
 IN.07.281
 IN.07.281.SD
 IN.07.286.20
 IN.07.287.19

Ø 19

IN.07.301
 MV.07.030

Ø 22

IN.07.141
 IN.07.409
 IN.07.418
 IN.07.412

Ø 25

IN.07.031
 IN.07.125
 IN.07.185
 IN.07.187
 IN.07.204.25
 IN.07.207.25
 IN.07.286.25
 IN.07.287.25
 IN.07.288.25
 IN.07.289.25
 IN.07.293

Ø 30

IN.07.127
 IN.07.204.30
 IN.07.207.30
 IN.07.286.30
 IN.07.287.30
 IN.07.288.30
 IN.07.289.30
 IN.07.291
 IN.07.292

Ø 35

IN.07.204.35
 IN.07.207.35
 IN.07.286.35
 IN.07.286.40
 IN.07.287.35
 IN.07.289.35
 IN.07.290
 IN.07.310

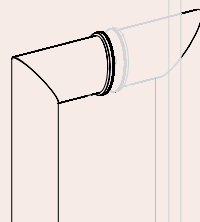
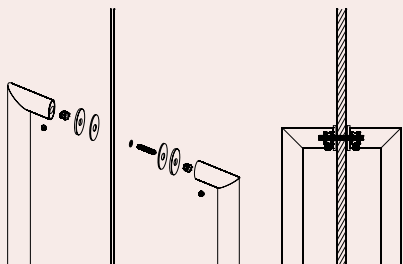
A

Acessórios para asas de porta /

Accessories for pull handles / Accesorios para manillones

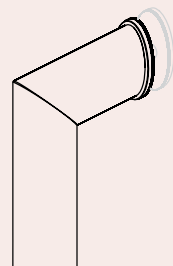
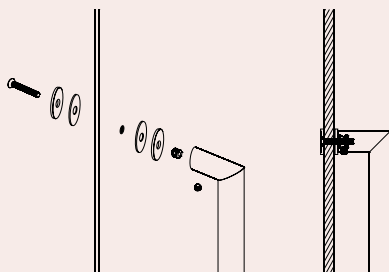
IN.08.MFU.DVO

Jogo de adaptadores para asa dupla para porta de vidro. Para portas de vidro com espessura até 40mm. Aplicável em asas com base oval /
Set of fittings for glass doors with back to back fixing. For glass doors with thickness till 40mm. Applicable in pull handles with oval base /
Juego de adaptadores para manillon double para puertas de cristal. Para puertas de cristal con espesor hasta 40mm. Aplicable en manillones con base oval.



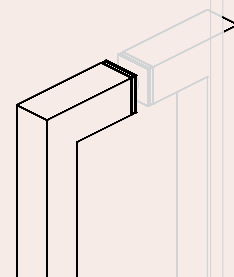
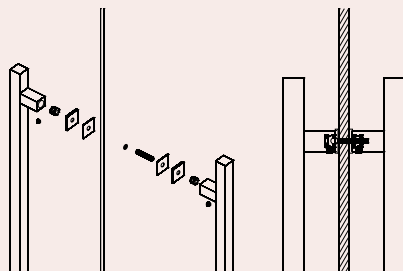
IN.08.MFU.SVO

Jogo de adaptadores para asa simples para porta de vidro. Para portas de vidro com espessura até 40mm. Aplicável em asas com base oval /
Set of fittings for glass doors with single fixing. For glass doors with thickness till 40 mm. Applicable in pull handles with oval base /
Juego de adaptadores para manillon simples para puertas de cristal. Para puertas de cristal con espesor hasta 40mm. Aplicable en manillones con base oval.



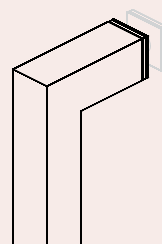
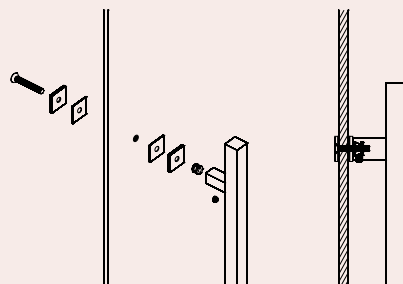
IN.08.MFU.DVQ

Jogo de adaptadores para asa dupla para porta de vidro. Para portas de vidro com espessura até 40mm. Aplicável em asas com base quadrada /
Set of fittings for glass doors with back to back fixing. For glass doors with thickness till 40mm. Applicable in pull handles with square base /
Juego de adaptadores para manillon double para puertas de cristal. Para puertas de cristal con espesor hasta 40mm. Aplicable en manillones con base cuadrada.



IN.08.MFU.SVQ

Jogo de adaptadores para asa simples para porta de vidro. Para portas de vidro com espessura até 40mm. Aplicável em asas com base quadrada /
Set of fittings for glass doors with single fixing. For glass doors with thickness till 40 mm. Applicable in pull handles with square base /
Juego de adaptadores para manillon simples para puertas de cristal. Para puertas de cristal con espesor hasta 40mm. Aplicable en manillones con base cuadrada.



| | | | | | | | |
|-------------------------|-------------------------|-------------------------|-------------------------|--|--|--|--|
| 002 IN.07.002 | 295 IN.07.295 | 124 IN.07.124 | 322 IN.07.322 | | | | |
|-------------------------|-------------------------|-------------------------|-------------------------|--|--|--|--|

| | | | | | | | |
|-------------------------|-------------------------|-------------------------|-------------------------|--|--|--|--|
| 002 IN.07.002 | 295 IN.07.295 | 124 IN.07.124 | 322 IN.07.322 | | | | |
|-------------------------|-------------------------|-------------------------|-------------------------|--|--|--|--|

| | | | | | | | |
|---------------------------|--|--|--|--|--|--|--|
| 16 IN.07.200.16 | 25 IN.07.008.D IN.07.200.25 | 30 IN.07.142 IN.07.152 IN.07.153 | | | | | |
|---------------------------|--|--|--|--|--|--|--|

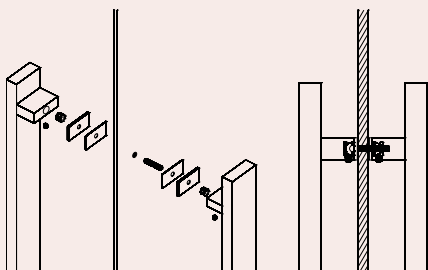
| | | | | | | | |
|---------------------------|--|--|--|--|--|--|--|
| 16 IN.07.200.16 | 25 IN.07.008.D IN.07.200.25 | 30 IN.07.142 IN.07.152 IN.07.153 | | | | | |
|---------------------------|--|--|--|--|--|--|--|

A

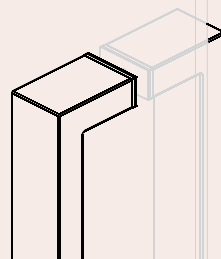
Acessórios para asas de porta /

Accessories for pull handles / Accesorios para manillones

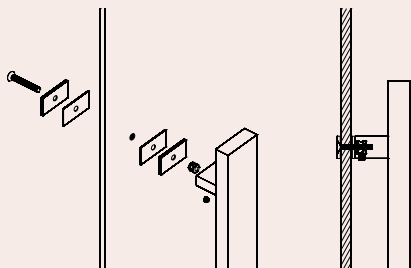
IN.08.MFU.DVR



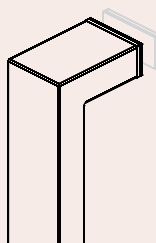
Jogo de adaptadores para asa dupla para porta de vidro. Para portas de vidro com espessura até 40mm. Aplicável em asas com base retangular./
Set of fittings for glass doors with back to back fixing. For glass doors with thickness till 40 mm. Applicable in pull handles with rectangular base./
Juego de adaptadores para manillon double para puertas de cristal. Para puertas de cristal con espesor hasta 40mm. Aplicable en manillones con base rectangular.



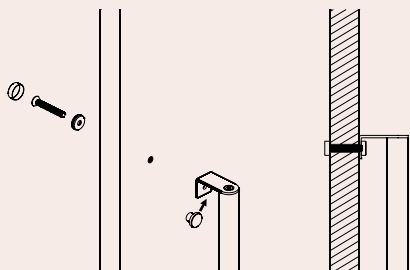
IN.08.MFU.SVR



Jogo de adaptadores para asa simples para porta de vidro. Para portas de vidro com espessura até 40mm. Aplicável em asas com base retangular./
Set of fittings for glass doors with single fixing. For glass doors with thickness till 40 mm. Applicable in pull handles with rectangular base. /
Juego de adaptadores para manillon simples para puertas de cristal. Para puertas de cristal con espesor hasta 40mm. Aplicable en manillones con base rectangular.

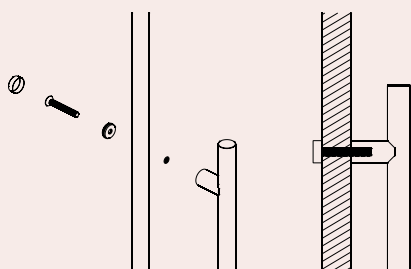


IN.08.AAM



Jogo de adaptadores para asa de porta dupla ou simples, de madeira, metálica ou vidro.
Para portas com espessura até 40mm./
Set of adapters for handle single or double wooden, metal or glass door.
For doors with thickness up to 40mm. /
Conjunto de adaptadores para puerta simples o dobles de madera, metal o puerta de vidrio.
Para puertas con un espesor de hasta 40 mm.

IN.08.ASMO



Jogo de parafusos para asa simples com parafuso a atravessar a porta. Compatível com sistema MFU M8 ou UNIFIX M8. Para portas até 60mm de espessura /
Set of screws for simple pull handle with screw going through the door. Compatible with system MFU M8 or UNIFIX M8. For doors up to 60mm thick /
Conjunto de tornillos para manillones sencillos con tornillo de pasar por la puerta. Compatible con sistema de puertas MFU M8 o UNIFIX M8. Para puertas hasta 60 mm de espesor.

Ø 19 Ø 25

COMPATÍVEL COM TODAS AS ASAS COM MFU M8 OU UNIFIX M8 /
COMPATIBLE WITH ALL PULL HANDLES MFU M8 OR UNIFIX M8 /
COMPATIBLE CON SISTEMA DE PUERTAS MFU M8 O UNIFIX M8.

16X32
 IN.07.296

36X23
 IN.07.006

40X20
 IN.07.005

35X25
 IN.07.009

38X25
 IN.07.297

20X50
 IN.07.360
 IN.07.361

16X32
 IN.07.296

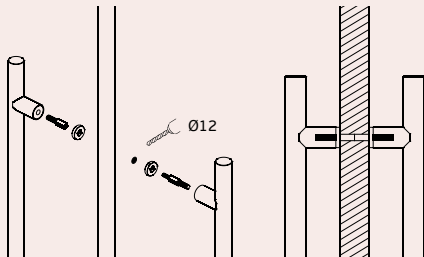
36X23
 IN.07.006

40X20
 IN.07.005

35X25
 IN.07.009

38X25
 IN.07.297

20X50
 IN.07.360
 IN.07.361

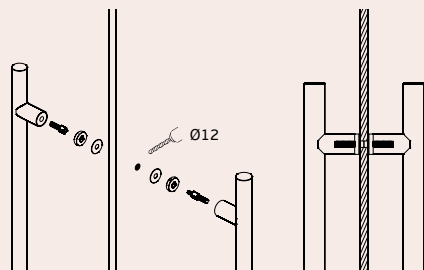


IN.08.ADM.35

Jogo de adaptadores para asa dupla. Compatível com asas redondas com sistema UNIFIX M8. Para portas de madeira ou alumínio de 35 até 50mm / Set of fittings for back to back handles. Able for round JNF pull handles with UNIFIX M8. For wooden or aluminium door thickness from 35 to 50mm / Juego de adaptadores para manillón double. Juego para los modelos redondos con sistema UNIFIX M8. Para puertas de madera o aluminio espesor de 35 hasta 50mm.

IN.07.701
 IN.07.702
 IN.07.703
 IN.07.704
 IN.07.701.B
 IN.07.701.C
 IN.07.701.N
 IN.07.702.B
 IN.07.702.C
 IN.07.702.N
 IN.07.703.B
 IN.07.703.C
 IN.07.703.N

IN.07.704.B
 IN.07.704.C
 IN.07.704.N
 IN.07.710
 IN.07.711
 IN.07.712
 IN.07.713



IN.08.ADV.35

Jogo de adaptadores para asa dupla. Compatível com asas redondas com sistema UNIFIX M8. Para portas de vidro de 6 até 12mm / Set of fittings for back to back handles. Able for round JNF pull handles with UNIFIX M8. For glass door thickness from 6 to 12mm / Juego de adaptadores para manillón double. Juego para los modelos redondos con sistema UNIFIX M8. Para puertas de cristal espesor de 6 hasta 12mm.

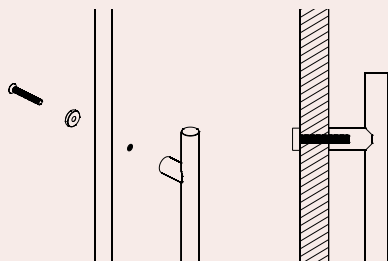
IN.07.701
 IN.07.702
 IN.07.703
 IN.07.704
 IN.07.701.B
 IN.07.701.C
 IN.07.701.N
 IN.07.702.B
 IN.07.702.C
 IN.07.702.N
 IN.07.703.B
 IN.07.703.C
 IN.07.703.N

IN.07.704.B
 IN.07.704.C
 IN.07.704.N
 IN.07.710
 IN.07.711
 IN.07.712
 IN.07.713

A

Acessórios para asas de porta /

Accessories for pull handles / Accesorios para manillones

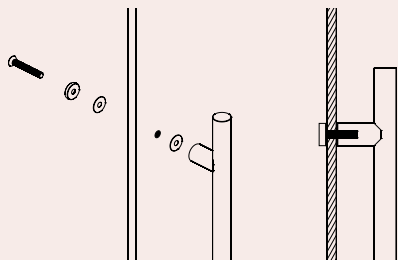


IN.08.ASM

Jogo de parafusos para asa simples com parafuso a atravessar a porta. Compatível com sistema MFU M8 ou UNIFIX M8. Para portas até 60mm de espessura /

Set of screws for simple pull handle with screw going through the door. Compatible with system MFU M8 or UNIFIX M8. For doors up to 60mm thick /

Conjunto de tornillos para manillones sencillos con tornillo de pasar por la puerta. Compatible con sistema de puertas MFU M8 o UNIFIX M8. Para puertas hasta 60 mm de espesor.




IN.08.ASV

Jogo de adaptadores para asa simples para porta de vidro. Compatível com sistema MFU M8 ou UNIFIX M8. Para portas de vidro com espessura até 40mm /

Set of fittings for glass doors with single fixing. Compatible with system MFU M8 or UNIFIX M8. For glass doors with thickness till 40mm /

Juego de adaptadores para manillon simples para puertas de cristal. Compatible con sistema de puertas MFU M8 o UNIFIX M8. Para puertas de cristal con espesor hasta 40mm



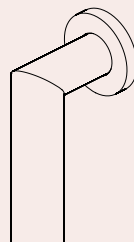
IN.08.BRO.50

Bases redondas em aço inox para fixação de asas.

Permite fixar uma asa sem necessidade de perfurar a porta /

Stainless steel base plate for pull handles. Allows the installation without drilling the door /

Bases redondas en acero inox para sujeción de manillones. Permite fijar el manillon sin taladrar la puerta.



Ø 19 **Ø 20** **Ø 25** **Ø 30** **Ø 35**

TODAS AS ASAS COM MFU M8 OU UNIFIX M8 /
COMPATIBLE WITH ALL PULL HANDLES MFU M8 OR UNIFIX M8 /
COMPATIBLE CON SISTEMA DE PUERTAS MFU M8 O UNIFIX M8.

Ø 19 **Ø 20** **Ø 25** **Ø 30** **Ø 35**

TODAS AS ASAS COM MFU M8 OU UNIFIX M8 /
COMPATIBLE WITH ALL PULL HANDLES MFU M8 OR UNIFIX M8 /
COMPATIBLE CON SISTEMA DE PUERTAS MFU M8 O UNIFIX M8.

Ø 16 **Ø 19** **Ø 25**

| | | |
|---------------------|---------------------|---------------------|
| IN.07.204.16 | IN.07.003 | IN.07.031 |
| IN.07.207.16 | IN.07.143 | IN.07.125 |
| | IN.07.204.19 | IN.07.126 |
| | IN.07.207.19 | IN.07.185 |
| | IN.07.280 | IN.07.204.25 |
| | IN.07.281 | IN.07.207.25 |
| | IN.07.281.SD | IN.07.286.25 |
| | IN.07.286.20 | IN.07.287.25 |
| | IN.07.287.19 | IN.07.288.25 |
| | IN.07.288.19 | IN.07.289.25 |
| | IN.07.301 | IN.07.293 |
| | MV.07.030 | IN.07.292 |